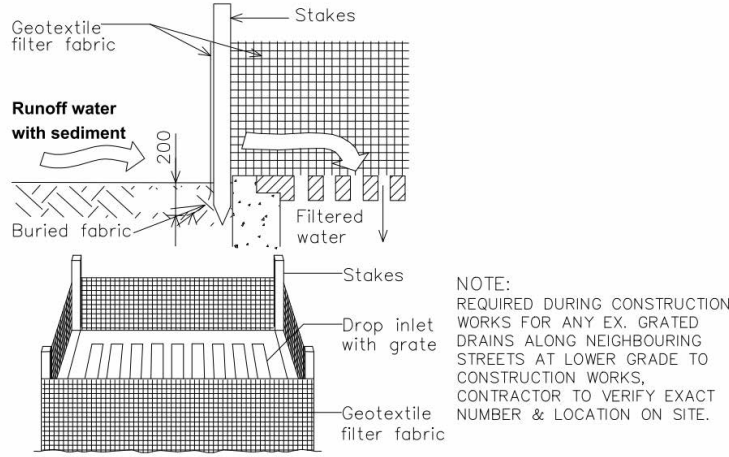


NEWINGTON OUTDOOR PLAY AREA

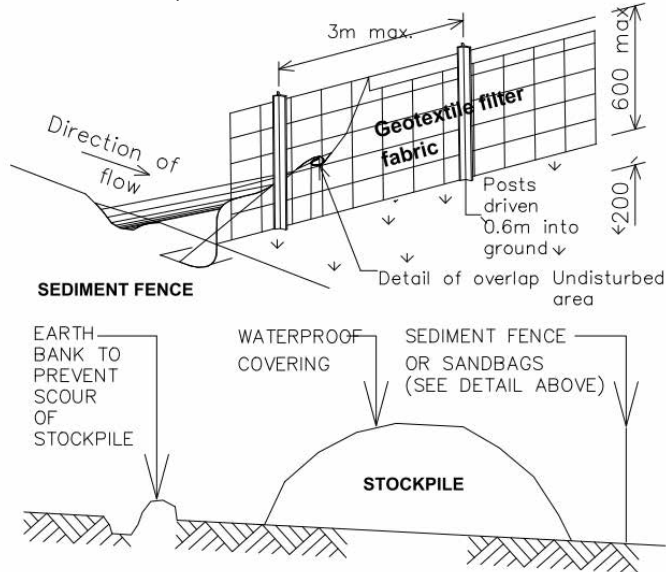
NOTES

- 1.0 GENERAL
- 1.1 The project notes are to be read in conjunction with relevant specification sections. If provided, refer to civil, structural, electrical consultants' drawings and specification for co-ordination of work.
- 1.2 The Principal's decision on the contractors interpretation of the design intent shall be final and binding.
- 1.3 Discrepancies existing between the drawings of the various consultants shall be brought to the immediate attention of the Principal.
- 1.4 If provided, refer to specification for details of structural, hydraulic, and electrical services.
- 1.5 Details shown are intended to be indicative of the profiles and detailing required for the work.
- 1.6 Where specific dimensions details or design intent cannot be determined consult with the principal before proceeding with the work.
- 1.7 Any discrepancies found in the architectural drawings or with drawings of the other consultants shall be brought to the immediate attention of the Principal.
- 1.8 Unless noted otherwise, where the architectural floor is to be provided the floor RL's are to top of finished floor.
- 1.9 The trade contractor shall provide finish mock-ups and samples as noted by the contract documents for approval prior to fabrication. Refer to specifications for the requirement of samples & shop drawings.
- 1.10 Construction of work indicated as NIC is not included in this contract.
- 1.12 All elevations are referenced to Australian Height Datum (AHD).
- 1.13 All wall tiling modules are to be laid out of the wall so that the regulating edge conditions have cut tiles not less than half the full size tile dimensions unless noted otherwise.
- 1.14 A finish indicated for a wall sheet means the entire length and height of a wall shall be finished as indicated unless noted otherwise, to the intent of architectural drawings.
- 1.15 Demonstrate with calculations and drawings the adequacy of control joints for specific materials, construction techniques and anticipated loads, movement and environment conditions for both interior and exterior parts of the builds, specifically including all exterior, roof elements and box gutter systems.
- 1.16 A painted sign shall be fixed to the boundary fence of the job throughout the construction period. The graphics shall be to the Principal's requirements.
- 1.17 All exterior joints around window and door frames between walls and foundations, roof panels and penetrations of services through the envelope shall be sealed to make the building water tight to prevent infiltration of water as necessary.
- 1.18 Provide complete and continuous seals at the interface of all partitions to floors, ceilings, structure, lift fixing, doors and adjacent spaces where accessible ceiling types or no ceilings occur.
- 1.19 Where recessed or non-modular fixtures are used in modular ceilings, they are to be centered in the tile/panel or as indicated on the architectural drawings.
- 1.20 There shall be no manufacturer's identification logo, trademark etc. on any items visible installed on site from any possible viewers point.
- 1.21 Blocking and structural support within ceilings and walls are to be provided to support the loads of fixtures such as shelving, hooks, fans, light fittings etc. No visible fixings or blocking are permitted.
- 1.22 Clean fill required for new external levels unless noted otherwise.

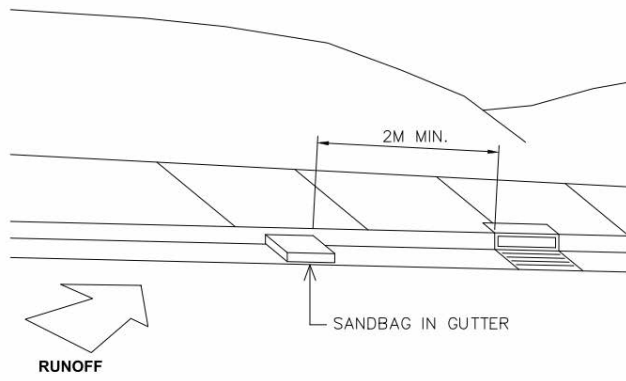
- 2.0 DIMENSIONS
- 2.1 Unless noted otherwise, all dimensions are given in millimetres.
- 2.2 Dimensions shall govern. Do not scale from drawings.
- 2.3 All dimensions & setbacks shall be verified and confirmed on site prior to ordering or commencement of work
- 2.4 Exterior walls are dimensions to the exterior finished face for the wall unless noted otherwise. Glazed walls are dimensioned to the outer face of mullion cappings, unless noted otherwise
- 2.5 Interior walls are dimensioned to the exterior finished face for the wall unless noted otherwise.
- 3.0 SET OUT
- 3.1 Contractor to confirm setout points with the architect prior to commencement of work on site.
- 4.0 SURVEY
- 4.1 Survey is prepared by Survae Residential and Construction Surveyors. All new works are to be set out by licensed surveyor or as agreed by principal.



Sediment Trap to Stormwater



Building Materials Stockpile



Sandbag Kerb Sediment Trap

MATERIALS

KEYNOTE LEGEND

ELEMENT	TYPE	COLOUR LEGEND
BA	BALUSTRADE	
CE	CEILING	
FI	FF&E	
FL	FLOOR	
JN	JOINERY	
RF	ROOF	
WA	WALL	

FLOOR

FL CO	CONCRETE SLAB (EXISTING)
FL PT1	LINE PAINT - WHITE
FL PT2	PAINT 1 - LIGHT GREEN
FL PT3	PAINT 2 - GRASS GREEN
FL PT4	PAINT 3 - MOSS GREEN
FL PT5	PAINT 4 - TERRACOTTA
FL RA	1:8 RAMP
FL SF	SOFT FALL

WALL

WA BL	CONCRETE BLOCKWORK WALL
WA BR1	BRICK WALL
WA BR2	GLAZED BRICK 1 - SOUTHWIND
WA BR3	GLAZED BRICK 2 - SKY BLUE
WA BR4	GLAZED BRICK 3 - EVERGLADE
WA BR5	GLAZED BRICK 4 - RAINFOREST
WA FE1	WELDED MESH FENCING
WA FE2	PALISADE FENCING
WA FE3	MESH SCREEN

LIGHTING

LU LP	LIGHTING POSTS (EXISTING)
-------	---------------------------

FITTINGS

FI MR	MIRROR
-------	--------

FURNITURE

FU BE	BENCH
-------	-------

ELECTRICAL

EL AC	ACCESS KEY
EL KP	KEYPAD ACCESS

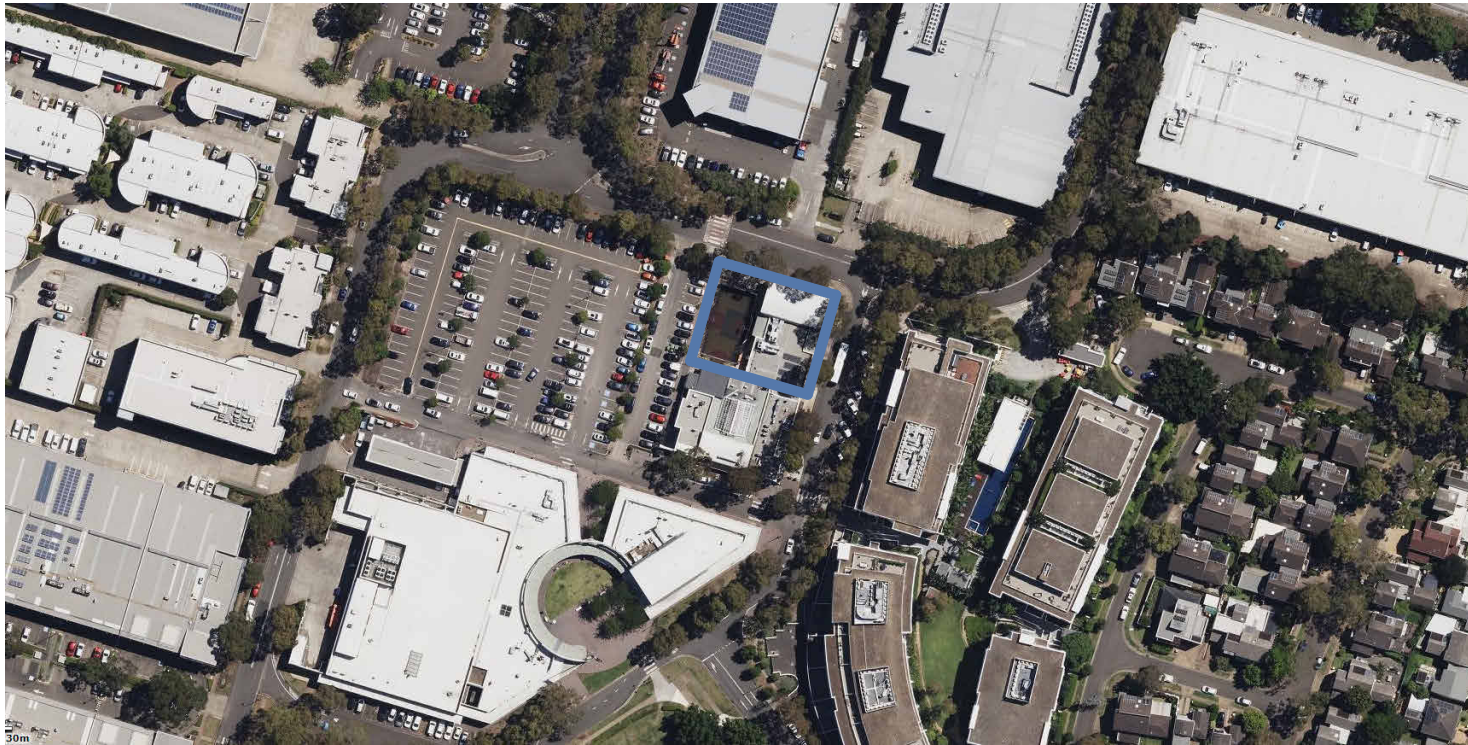
HYDRAULIC

HY WM	WATERMETER (EXISTING)
EX	
HY PIT	STORMWATER PIT (EXISTING)
EX	

STRUCTURAL

ST SW	STEELWORK
-------	-----------

LOCATION PLAN

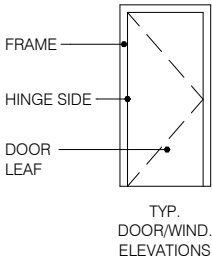


NOT TO SCALE - <https://maps.six.nsw.gov.au/>

LEGEND

0.00	DOOR TAG (FLOOR . ROOM . DOOR NUMBER)
RL 25.500	EXISTING LEVEL
RL 25.500	PROPOSED LEVEL
A-000	ELEVATION NO. (ON REFERENCED DRAWING)
1 A-000	SECTION NO. (ON REFERENCED DRAWING)
1 A-000	CALLOUT NO. (ON REFERENCED DRAWING)
	ACCESSIBLE CIRCULATION ZONE TO AS1428.1
	EXISTING WALLS
	NEW STUD WALLS
	EXISTING WALLS/ELEMENTS TO BE DEMOLISHED
	SITE BOUNDARY
	EXTENT OF PROPOSED WORKS
	NOT IN PROJECT SCOPE OF WORKS

DOOR ELEVATIONS



SHEET LIST

Sheet List		
Sheet Number	Sheet Name	Current Revision
A-000	Cover Sheet	1
A-001	Finishes Schedule	1
A-002	Door Schedule	1
A-100	Site Plan	1
A-110	Demolition Plan	1
A-120	Ground Floor Plan	1
A-121	Concrete Setout Plan	1
A-122	Ground Floor Plan - Floor Finishes	1
A-123	Plan - Community Hall	1
A-200	Elevations - Palisade Fence	1
A-201	Elevations - Enclosure Fence	1
A-202	Elevations - Enclosure Structure	1
A-203	Elevations - Brick Layout	1
A-300	Details - Basketball Goal Area	1
A-301	Details - Netball Post	1
A-302	Details - Soft Fall	1
A-500	Details - Typical	1
A-501	Details	1
A-502	Details	1

Exempt Development

0	5	10 m
NOT TO SCALE	Date : 18/10/2024 11:20:56 AM	

Cover Sheet


Project Number : 2333	Drawing Number : A-000	(A3) Revision 1
-----------------------	------------------------	-----------------

NOT FOR CONSTRUCTION


Newington Outdoor Play Area
4 Avenue of Europe, Newington NSW 2127








For : City of Parramatta Council
Project Status: Exempt Development
S:\Projects\2333 CoP Outdoor Play Area, Newington\7 Response\7_3 BIM\7_3_2 Local Files\2333_Local_INL.rvt

Rev	Revision Description	Date	Drawn	Reviewed
1	Final Issue	18.10.2024	IN	JM



FINISHES SCHEDULE

TAG	ITEM	IMAGE	SUPPLIER	DETAIL/NOTES	STATUTORY REQUIREMENTS
<div>FL</div> <div>CO</div>	EXISTING CONCRETE FLOOR			CONCRETE TO BE LEVELLED AND CLEANED TO STRUCTURAL ENGINEERS SPECIFICATION	-
<div>FL</div> <div>CO</div>	CONCRETE FLOOR			HIGH STRENGTH CONCRETE	-
<div>FL</div> <div>PT1</div>	PAINT		NUTECH PAINT https://nutechpaint.com.au/products/sports-surface/nucourt/nucourt-line-marking/	PRODUCT: NUCOURT LINE MARKING COLOUR: WHITE PRIMER: NUCOURT ROLL COAT SEE A-122	ENSURE SURFACE IS PREPARED AND PAINT APPLIED TO NUTECH PAINT SPECIFICATIONS
<div>FL</div> <div>PT2</div>	PAINT		NUTECH PAINT https://nutechpaint.com.au/products/sports-surface/nucourt/nucourt-roll-coat/	PRODUCT: NUCOURT ROLL COAT COLOUR: LIGHT GREEN PRIMER: NU-ECOSAFE DEGREASER SEE A-122	ENSURE SURFACE IS PREPARED AND PAINT APPLIED TO NUTECH PAINT SPECIFICATIONS
<div>FL</div> <div>PT3</div>	PAINT		NUTECH PAINT https://nutechpaint.com.au/products/sports-surface/nucourt/nucourt-roll-coat/	PRODUCT: NUCOURT ROLL COAT COLOUR: GRASS GREEN PRIMER: NU-ECOSAFE DEGREASER SEE A-122	ENSURE SURFACE IS PREPARED AND PAINT APPLIED TO NUTECH PAINT SPECIFICATIONS
<div>FL</div> <div>PT4</div>	PAINT		NUTECH PAINT https://nutechpaint.com.au/products/sports-surface/nucourt/nucourt-roll-coat/	PRODUCT: NUCOURT ROLL COAT COLOUR: MOSS GREEN PRIMER: NU-ECOSAFE DEGREASER SEE A-122	ENSURE SURFACE IS PREPARED AND PAINT APPLIED TO NUTECH PAINT SPECIFICATIONS
<div>FL</div> <div>PT5</div>	PAINT		NUTECH PAINT https://nutechpaint.com.au/products/sports-surface/nucourt/nucourt-roll-coat/	PRODUCT: NUCOURT ROLL COAT COLOUR: TERRACOTTA PRIMER: NU-ECOSAFE DEGREASER SEE A-122	ENSURE SURFACE IS PREPARED AND PAINT APPLIED TO NUTECH PAINT SPECIFICATIONS
<div>FL</div> <div>SF1</div>	SOFT FALL FLOORING		GLOOLOOP SURFACING https://glooloop.com.au/rubber-softfall-surfacing/	PRODUCT: SOFT FALL RUBBER SURFACE THICKNESS: 15mm FINISH: NATURAL COLOUR: MAY GREEN SEE A-122	AS4422 2016 MANUFACTURER TO CONFIRM FFL & PERIMETER
<div>FL</div> <div>SF2</div>	SOFT FALL FLOORING		GLOOLOOP SURFACING https://glooloop.com.au/rubber-softfall-surfacing/	PRODUCT: SOFT FALL RUBBER SURFACE THICKNESS: 15mm FINISH: NATURAL COLOUR: EGGSHELL SEE A-122	AS4422 2016 MANUFACTURER TO CONFIRM FFL & PERIMETER
<div>FL</div> <div>SF3</div>	SOFT FALL FLOORING		GLOOLOOP SURFACING https://glooloop.com.au/rubber-softfall-surfacing/	PRODUCT: SOFT FALL RUBBER SURFACE THICKNESS: 15mm FINISH: NATURAL COLOUR: BROWN SEE A-122	AS4422 2016 MANUFACTURER TO CONFIRM FFL & PERIMETER
<div>WA</div> <div>BL</div>	CONCRETE BLOCKWORK		BLACKTOWN BUILDING SUPPLIES https://www.blacktownbuildingsupplies.com.au/product/besser-block-channel-390-x-190-x-190-masonry-concrete-grey-hollow-block/	PRODUCT: MASONRY CONCRETE GREY HOLLOW BRICK CODE: BB20.42 FINISH: NATURAL DIMENSIONS: 390mm L x 190mm W x 190mm H	-
<div>WA</div> <div>BR1</div>	BRICK		PGH BRICKS https://www.pghbricks.com.au/bricks/select-by-range/smooth#productName=Cream	PRODUCT: SMOOTH BRICK COLOUR: CREAM FINISH: SMOOTH DIMENSIONS: 230mm L x 110mm W x 76mm H PATTERN: FLEMISH	-
<div>WA</div> <div>BR2</div>	GLAZED BRICK		EUROA CLAY PRODUCTS https://www.glazedbricks.com/	PRODUCT: GLAZED BRICK COLOUR: SOUTHWIND DIMENSIONS: 230mm L x 110mm W x 76mm H PATTERN: FLEMISH	-
<div>WA</div> <div>BR3</div>	GLAZED BRICK		EUROA CLAY PRODUCTS https://www.glazedbricks.com/	PRODUCT: GLAZED BRICK COLOUR: SKY BLUE DIMENSIONS: 230mm L x 110mm W x 76mm H PATTERN: FLEMISH	-
<div>WA</div> <div>BR4</div>	GLAZED BRICK		EUROA CLAY PRODUCTS https://www.glazedbricks.com/	PRODUCT: GLAZED BRICK COLOUR: EVERGLADE DIMENSIONS: 230mm L x 110mm W x 76mm H PATTERN: FLEMISH	-
<div>WA</div> <div>BR5</div>	GLAZED BRICK		EUROA CLAY PRODUCTS https://www.glazedbricks.com/	PRODUCT: GLAZED BRICK COLOUR: RAINFOREST DIMENSIONS: 230mm L x 110mm W x 76mm H PATTERN: FLEMISH	-

TAG	ITEM	IMAGE	SUPPLIER	DETAIL/NOTES	STATUTORY REQUIREMENTS
<div>WA</div> <div>FE1</div>	WELDED MESH FENCING		AUSTRALIAN SECURITY FENCING https://www.austsecurityfencing.com.au/high-security-fencing/securemax-358-heavy-duty-hd/	PRODUCT: SECUREMAX 358 HEAVY DUTY THICKNESS: 4mm HEIGHT: VARIES FINISH: POWDERCOATED PAINT: PALE EUCALYPT, VIPER GREEN, OYSTER GREY, SHAMROCK GREEN COLOUR: SEE A-201	-
<div>WA</div> <div>FE2</div>	PALISADE FENCING		SUMMIT FENCING https://www.summitfencing.com.au/all-products/tubular/	PRODUCT: ROD TOP FENCING THICKNESS: 30mm HEIGHT: 1800mm FINISH: POWDERCOATED PAINT: PANELS - PALE EUCALYPT, VIPER GREEN, OYSTER GREY, SHAMROCK GREEN, POSTS - DOMAIN COLOUR: SEE A-200	-
<div>WA</div> <div>FE3</div>	MESH SCREEN		LOCKER GROUP https://architecturalwiremesh.com/architectural-wire-mesh-pattern/pre-crimped-woven-meshes/traditional-pre-crimped-woven-meshes/helson-5-1-6-traditional-pre-crimped-wire-mesh/	PRODUCT: TRADITIONAL PRE-CRIMPED WIRE MESH THICKNESS: 1.6mm HEIGHT: 1800mm FINISH: POWDERCOATED PAINT: PALE EUCALYPT, VIPER GREEN, OYSTER GREY, SHAMROCK GREEN COLOUR: SEE A-200	-
<div>U</div> <div>LP</div>	EXISTING LIGHT POST		-	-	-
<div>FI</div> <div>MR</div>	MIRROR		METLAM https://metlam.com.au/applications/AS1428-compliant/mirrors	PRODUCT: FRAMED MIRROR IN DESIGN BLACK CODE: ML771.5 DESIGNER MATERIAL: #304 SATIN STAINLESS STEEL IN DESIGNER BLACK & 6mm VINYL BACKED GLASS FINISH: DESIGNER MATTE BLACK DIMENSIONS: 450mm W x 1000MM H (INCLUDING FRAME) FRAME: 25mm W/D x 1.5mm THICK	AS1428.1
<div>EQ</div> <div>BB</div>	BACKBOARD & RING		RMA SPORT https://www.rmasport.com.au/product_categories/outdoor-basketball	PRODUCT: BASKETBALL BACKBOARD & RING CODE: BB240 & BB240 MATERIAL: TIMBER CORE & FIBREGLASS COLOUR: WHITE WITH BLACK LINES DIMENSIONS: 1800mm W x 1050mm H THICKNESS: 30mm	-
<div>EQ</div> <div>NP</div>	NETBALL POST		RMA SPORT https://www.rmasport.com.au/product_categories/netball	PRODUCT: NETBALL POST & RING CODE: NBES MATERIAL: STEEL COLOUR: WHITE DIMENSIONS: 3050mm H x 75mm THICK POST & 380mm Ø RING	-
<div>EQ</div> <div>NR</div>	NETBALL RING		RMA SPORT https://www.rmasport.com.au/product_categories/netball	PRODUCT: NETBALL RING CODE: NBES MATERIAL: STEEL COLOUR: WHITE DIMENSIONS: 380mm Ø RING	ATTACHED TO SHS STRUCTURAL MEMBER
<div>FU</div> <div>BE</div>	BENCH SEAT		STREET FURNITURE AUSTRALIA https://streetfurniture.com/product/linea-seat/	PRODUCT: LINEA SEAT CODE: LIS10 MATERIAL: STAINLESS 304 POWDER COATED COLOUR: SHAMROCK GREEN & VIPER GREEN BATTENS DIMENSIONS: 1800mm W x 540mm D x 790mm HIGH	AS1428.2
<div>EL</div> <div>AC</div>	ACCESS KEY		CoP BOOKABLE SYSTEM	-	-
<div>EL</div> <div>KP</div>	KEYPAD ACCESS		KEYPAD ACCESS SECURITY SYSTEM	-	-
<div>HY</div> <div>WM</div>	EXISTING WATER METER		-	HINGES: HEAVY DUTY LEFT HAND HINGES (x3) HANDLE: LOCKWOOD 214/215 SERIES PULL HANDLE P4	-
<div>ST</div> <div>SW</div>	STEEL STRUCTURE		-	ALL STRUCTURAL MEMBERS TO STRUCTURAL ENGINEERS SPECIFICATION FINISH: POWDERCOATED COLOUR: DOMAIN, PRIMROSE, WHITE BIRCH SEE A-202	-

DOOR SCHEDULE

DOOR NO.	DOOR TYPE	FRAME	DOOR OPENING	LEAF	FINISH	FIXTURES	STATUTORY REQUIREMENTS
<div>DO.01</div> <div>DO.02</div>	SUMMIT FENCING TUBULAR GATE	-	900mm W x 1800mm H	-	STEEL TUBULAR ROD TOP END GATE FINISH: POWDERCOATED COLOUR: PALE EUCALYPT	HANDLE: FIRE EGRESS LEVER DOOR HARDWARE LOCK: COUNCIL'S BOOKABLE SYSTEM KEYPAD ACCESS HINGES: SELF CLOSING GATE HINGE (x3) TO MANUFACTURERS DETAIL	AS1428.1
<div>DO.03</div>	SUMMIT FENCING TUBULAR GATE	-	900mm W x 1800mm H	-	STEEL TUBULAR ROD TOP END GATE FINISH: POWDERCOATED COLOUR: PALE EUCALYPT	HANDLE: FIRE EGRESS LEVER DOOR HARDWARE HINGES: SELF CLOSING GATE HINGE (x3) TO MANUFACTURERS DETAIL	AS1428.1
<div>DO.04</div> <div>DO.05</div>	SWAN EVO 45mm COMMERCIAL GLAZED SHOPFRONT DOUBLE DOOR	45mm	2330 mm W x 2325mm H COS (MATCH EXISTING)	1117.5mm W x 2253.5 H	ALUMINIUM DOOR FRAME COLOUR: MATCH EXISTING	HANDLE: LOCKWOOD 1220 SERIES - LEVER 118 FINISH: SATIN CHROME BRUSHED - SC LOCK: LOCKWOOD HOLDBACK ANTI-VANDAL ESCAPE LOCK 3772V-H FINISH: SATIN CHROME BRUSHED - LSC HINGES: STAINLESS STEEL HINGES (x6) CODE: A105T THRESHOLD PLATE: LAS4010	AS1428.1 FREE LEVER SYSTEM TO ENSURE EGRESS PATHWAY
<div>DO.06</div>	SUMMIT FENCING TUBULAR GATE	-	900mm W x 1800mm H	-	STEEL TUBULAR ROD TOP END GATE FINISH: POWDERCOATED COLOUR: PALE EUCALYPT	HANDLE: CRASH BAR HANDLE LOCK: COUNCIL'S BOOKABLE SYSTEM KEYPAD ACCESS HINGES: SELF CLOSING GATE HINGE (x3) TO MANUFACTURERS DETAIL	AS1428.1
<div>DO.07</div>	AUSTRALIAN SECURITY FENCING EMERGENCY EXIT FENCE	50mm W x 100mm D	1098mm W x 2335mm H	1200mm W x 2335mm H	WELDED MESH WHEELCHAIR ACCESSIBLE GATE FINISH: POWDERCOATED COLOUR: PALE EUCALYPT	HANDLE: CRASH BAR HANDLE HINGES: 2 PART HINGE TO MANUFACTURERS DETAIL, (x2) CODE:	AS1428.1
<div>DO.08</div>	SUMMIT FENCING TUBULAR GATE	-	900mm W x 1800mm H	-	STEEL TUBULAR ROD TOP END GATE FINISH: POWDERCOATED COLOUR: PALE EUCALYPT	HANDLE: FIRE EGRESS LEVER DOOR HARDWARE LOCK: KEYPAD ACCESS HINGES: HINGE (x3) TO MANUFACTURER'S DETAIL DOOR CLOSER: YES - WITH HOLD OPEN FUNCTION	AS1428.1
<div>DO.09</div>	SWAN EVO 45mm COMMERCIAL GLAZED SHOPFRONT DOUBLE DOOR	45mm	1635mm W x 2265mm H COS (MATCH EXISTING)	950mm W x 2220mm H 585mm W x 2220mm H	ALUMINIUM DOOR FRAME COLOUR: MATCH EXISTING	HANDLE: LOCKWOOD 1220 SERIES - LEVER 118 FINISH: SATIN CHROME BRUSHED - SC LOCK: LOCKWOOD HOLDBACK ANTI-VANDAL ESCAPE LOCK 3772V-H FINISH: SATIN CHROME BRUSHED - LSC HINGES: STAINLESS STEEL HINGES (x6) CODE: A105T THRESHOLD PLATE: LAS4010	AS1428.1 FREE LEVER SYSTEM TO ENSURE EGRESS PATHWAY

NOT FOR CONSTRUCTION

Newington Outdoor Play Area
4 Avenue of Europe, Newington NSW 2127

For : City of Parramatta Council
Project Status: Exempt Development
S:\Projects\2333 CoP Outdoor Play Area, Newington\7 Response\7_3 BIM\7_3_2 Local Files\2333_Local_INL.rvt

Rev	Revision Description	Date	Drawn	Reviewed
1	Final Issue	18.10.2024	IN	JM



nimbus

architecture + heritage

Nimbus Architecture and Heritage Pty Ltd

Nominated Architect: Jesse Mowbray

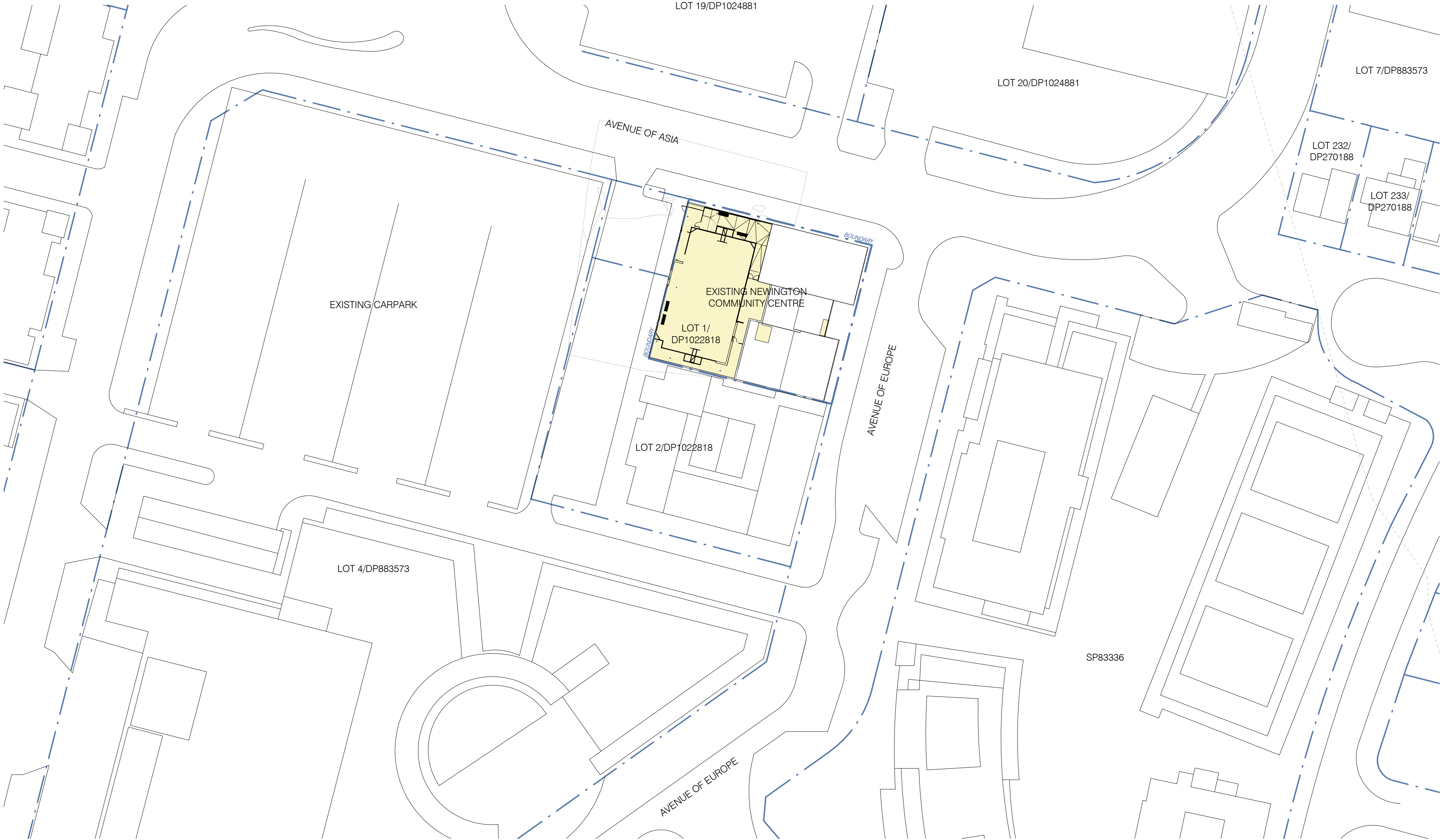
(NSWARB 8618; ARBV 20252; PDP No. PDP0000960)

ABN 71 609 346 965

Email admin@nimbusarch.com

Phone +61 2 9891 3564

Date : 18/10/2024 11:20:58 AM



1 Site
1 : 500

Exempt Development

0
Scale: 1:500 @A2
Date : 18/10/2024 11:20:59 AM




Site Plan
Project Number :
2333
Drawing Number :
A-100
(A3)
Revision
1

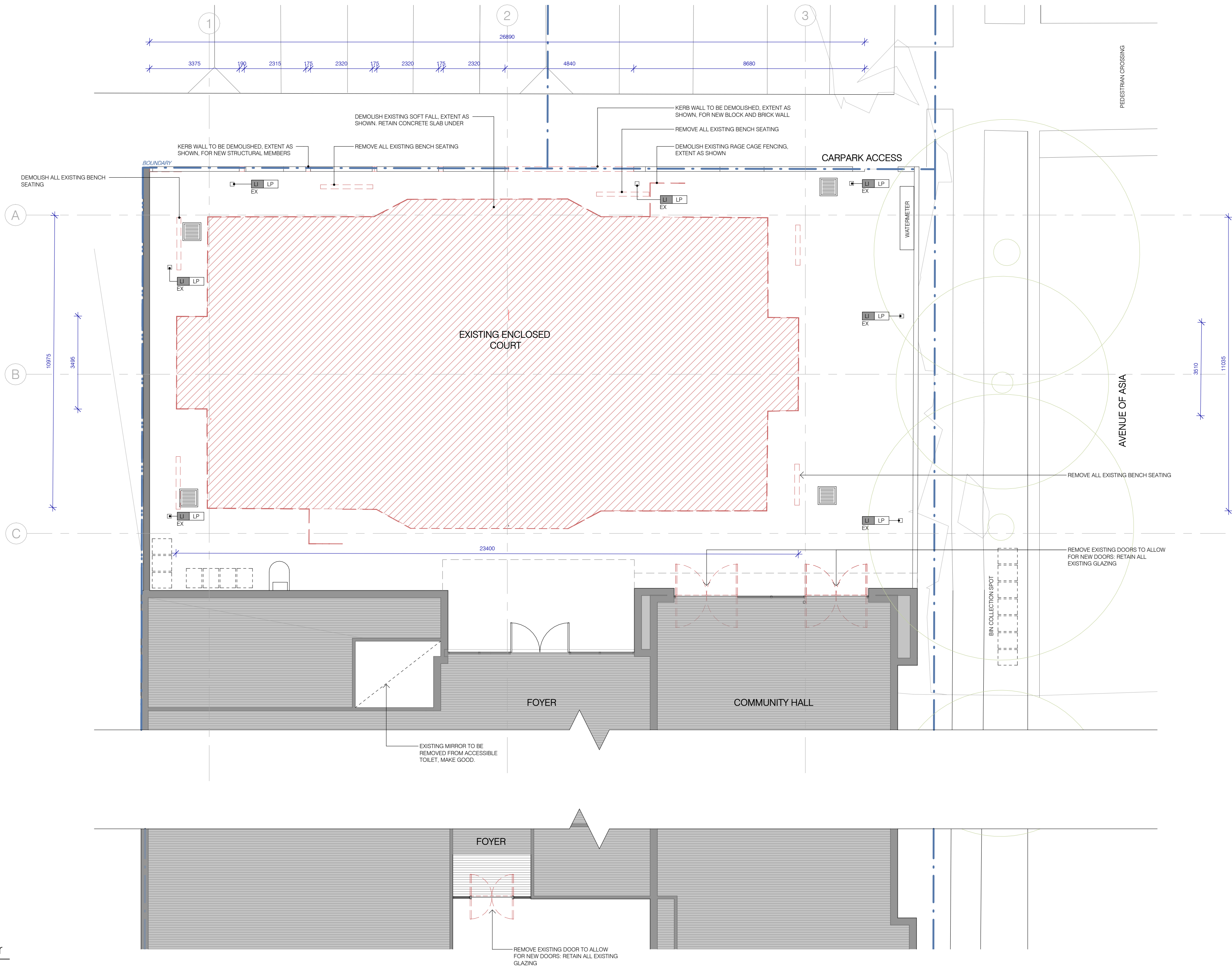
NOT FOR CONSTRUCTION

Newington Outdoor Play Area
4 Avenue of Europe, Newington NSW 2127

For : City of Parramatta Council
Project Status: Exempt Development
S:\Projects\2333 CoP Outdoor Play Area, Newington\7 Response\7_3 BIM\7_3_2 Local Files\2333_Local_INI.rvt

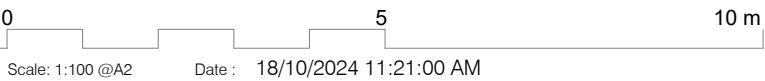
Rev	Revision Description	Date	Drawn	Reviewed
1	Final Issue	18.10.2024	IN	JM





2 Ground Floor
1 : 100

Exempt Development




Demolition Plan
Project Number : 2333
Drawing Number : A-110
Revision 1

NOT FOR CONSTRUCTION

Newington Outdoor Play Area
4 Avenue of Europe, Newington NSW 2127

For : City of Parramatta Council
Project Status: Exempt Development
S:\Projects\2333 CoP Outdoor Play Area, Newington\7 Response\7_3 BIM\7_3_2 Local Files\2333_Local_INI.rvt

Rev	Revision Description	Date	Drawn	Reviewed
1	Final Issue	18.10.2024	IN	JM




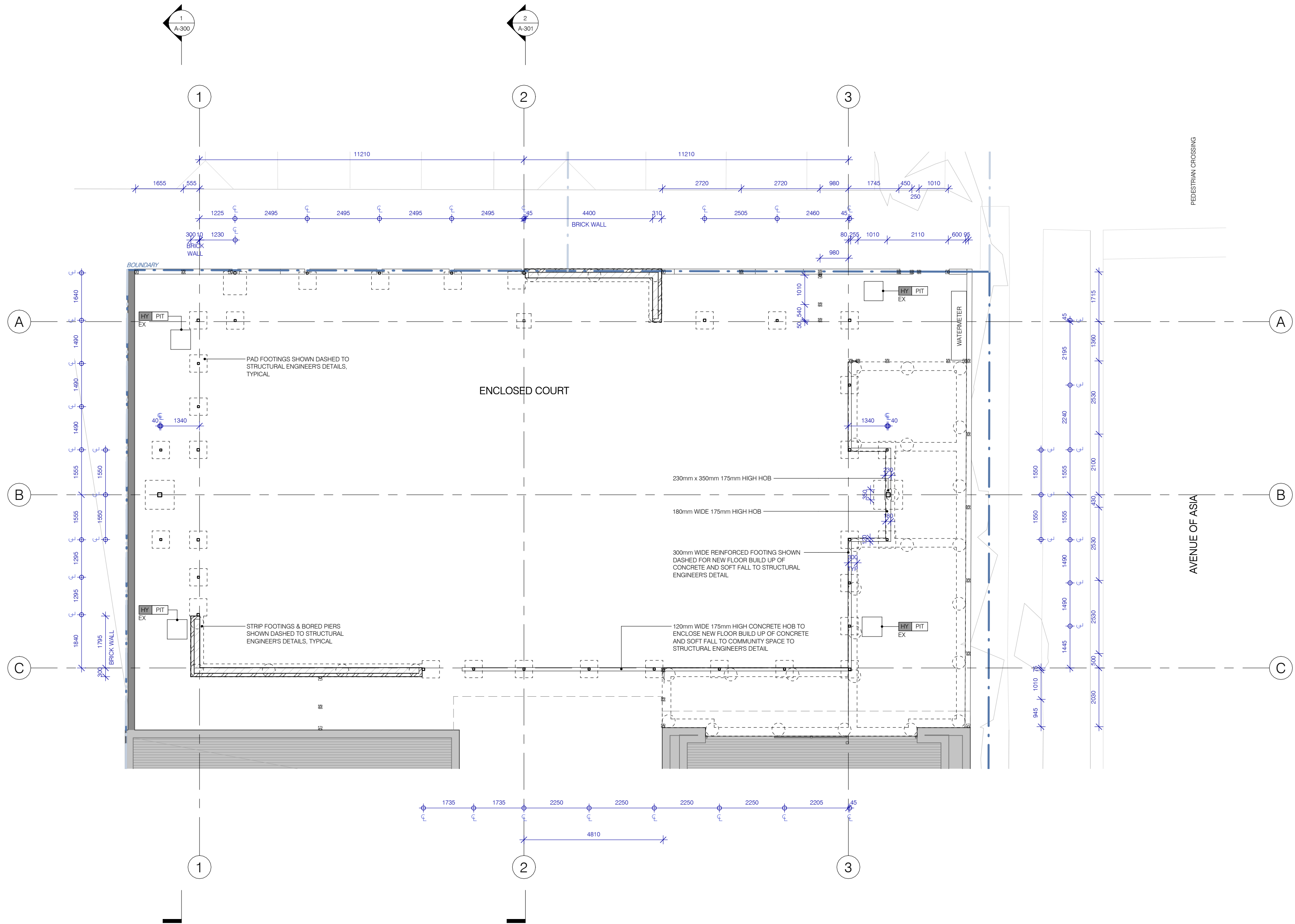


Ground Floor Plan (A3)

Project Number : 2333 Drawing Number : A-120 Revision 1

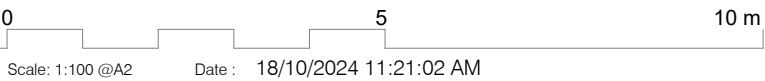
nimbus
architecture + heritage

 Nimbus Architecture and Heritage Pty Ltd
Nominated Architect: Jesse Mowbray
(NSWAB 8618; ARBV 20252; PDP No. PDP0000960)
ASN 71 639 345 865
Email admin@nimbusarch.com
Phone + 61 2 9891 3564



1 Ground Floor - Concrete Set Out
1 : 100

Exempt Development




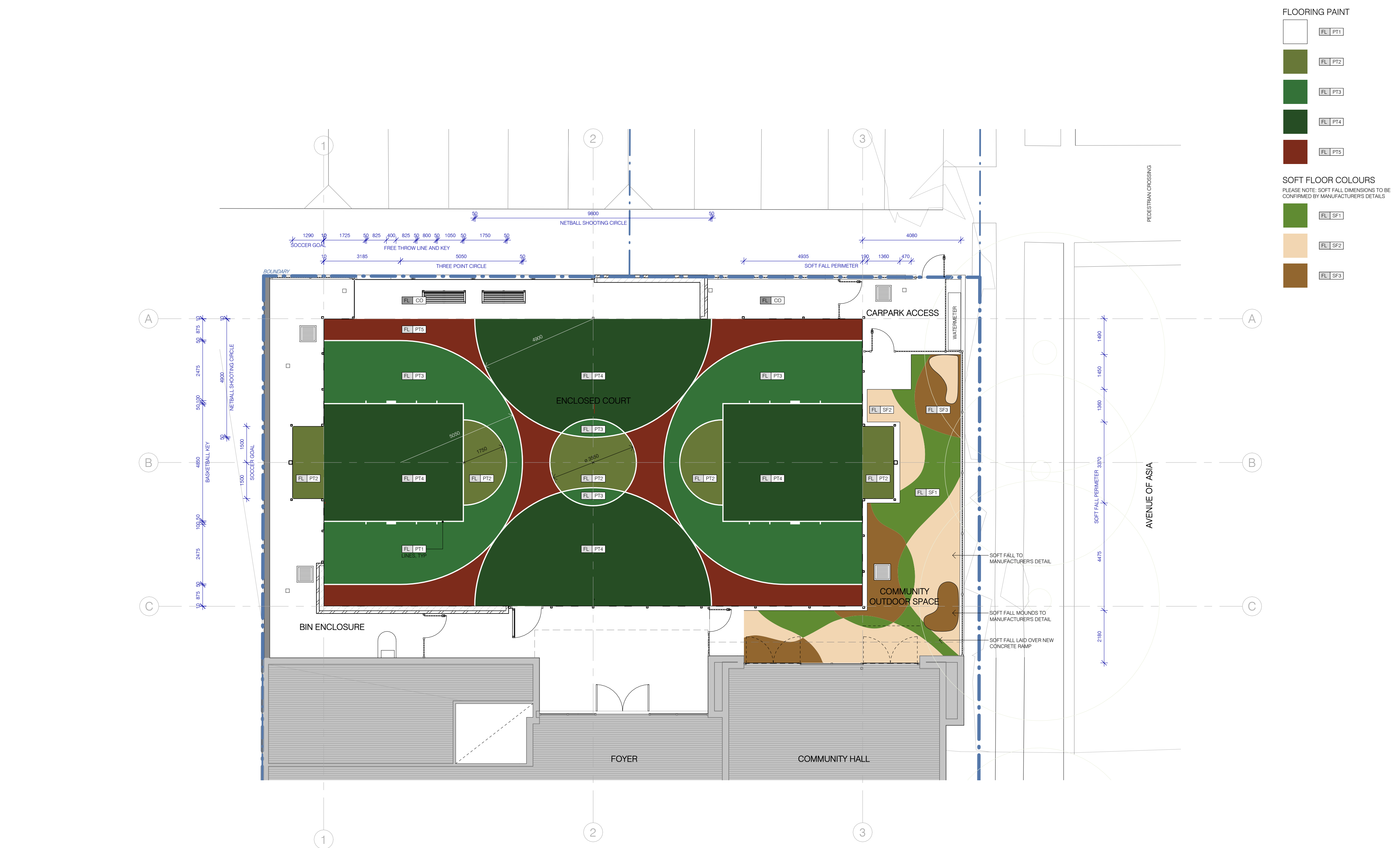
NOT FOR CONSTRUCTION

Newington Outdoor Play Area
4 Avenue of Europe, Newington NSW 2127

For : City of Parramatta Council
Project Status: Exempt Development
S:\Projects\2333 CoP Outdoor Play Area, Newington\7 Response\7_3 BIM\7_3_2 Local Files\2333_Local_INL.rvt

Rev	Revision Description	Date	Drawn	Reviewed
1	Final Issue	18.10.2024	IN	JM





FLOORING PAINT

- FL PT1
- FL PT2
- FL PT3
- FL PT4
- FL PT5

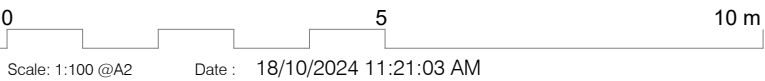
SOFT FLOOR COLOURS

PLEASE NOTE: SOFT FALL DIMENSIONS TO BE CONFIRMED BY MANUFACTURERS DETAILS

- FL SF1
- FL SF2
- FL SF3

1 Ground Floor
1 : 100

Exempt Development



Ground Floor Plan - Floor Finishes (A3)


Project Number : 2333 Drawing Number : A-122 Revision 1

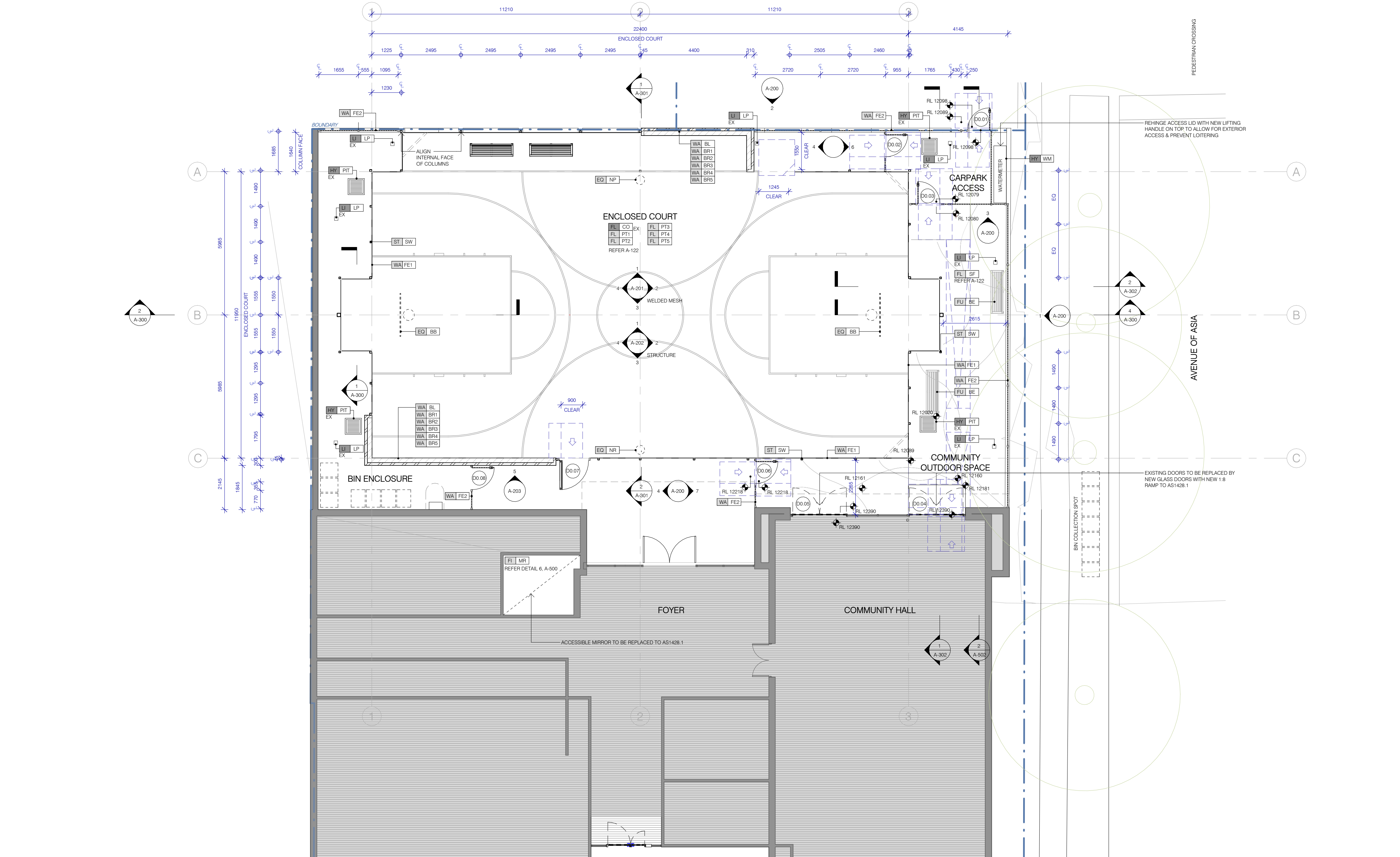
NOT FOR CONSTRUCTION

Newington Outdoor Play Area
4 Avenue of Europe, Newington NSW 2127

For : City of Parramatta Council
Project Status: Exempt Development
S:\Projects\2333 CoP Outdoor Play Area, Newington\7 Response\7_3 BIM\7_3_2 Local Files\2333_Locall_INI.rvt

Rev	Revision Description	Date	Drawn	Reviewed
1	Final Issue	18.10.2024	IN	JM






NOT FOR CONSTRUCTION

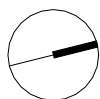
Newington Outdoor Play Area
4 Avenue of Europe, Newington NSW 2127

For: City of Parramatta Council
Project Status: Exempt Development
S:\Projects\2333 CoP Outdoor Play Area, Newington\7 Response\7_3 BIM\7_3_2 Local Files\2333_Locall_Inl.rvt

Rev	Revision Description	Date	Drawn	Reviewed
1	Final Issue	18.10.2024	IN	JM



0 5 10 m
Scale: 1:100 @A2 Date: 18/10/2024 11:21:04 AM






Plan - Community Hall

Project Number: 2333 Drawing Number: A-123


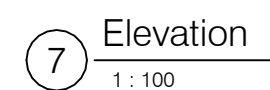
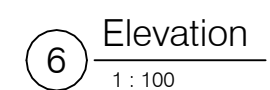
(A3)

Revision

1

	PALE EUCALYPT - PE
	VIPER GREEN - VG
	OYSTER GREY - OG
	SHAMROCK GREEN - SG

DOMAIN

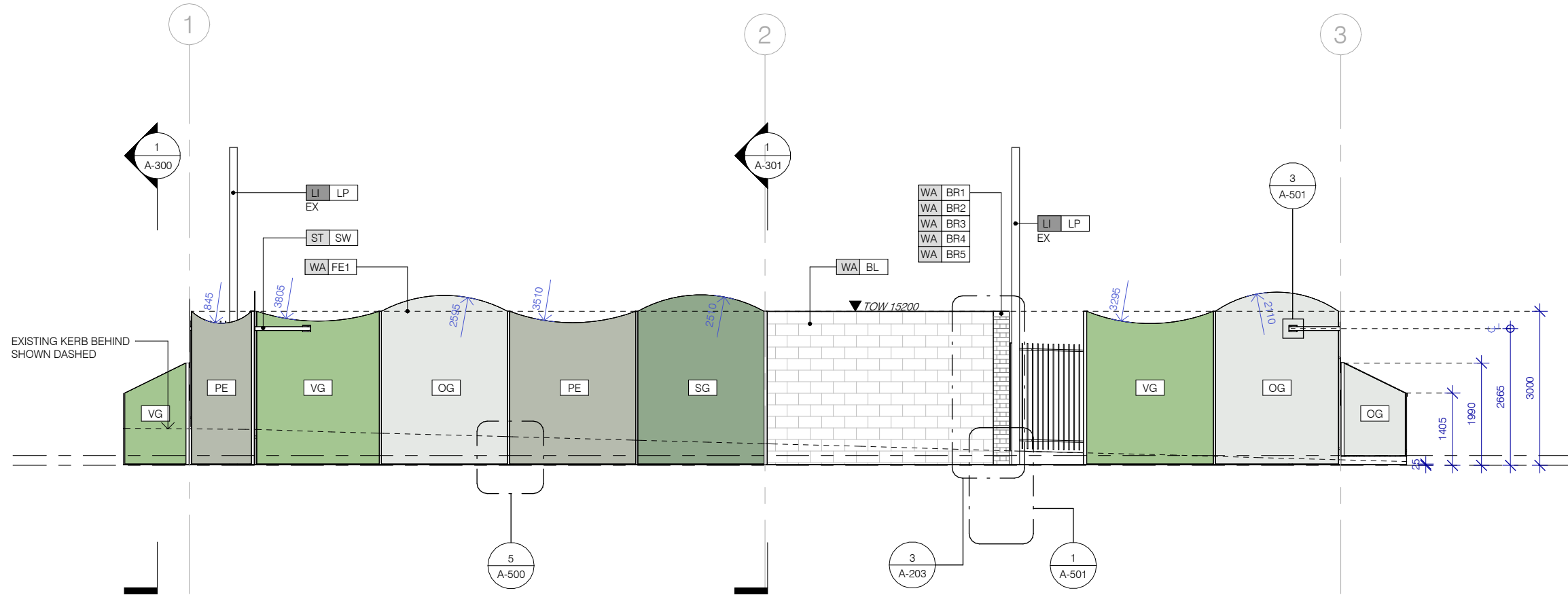


0 5 10 m
Scale: 1:100 @A2 Date : 18/10/2024 11:21:05 AM

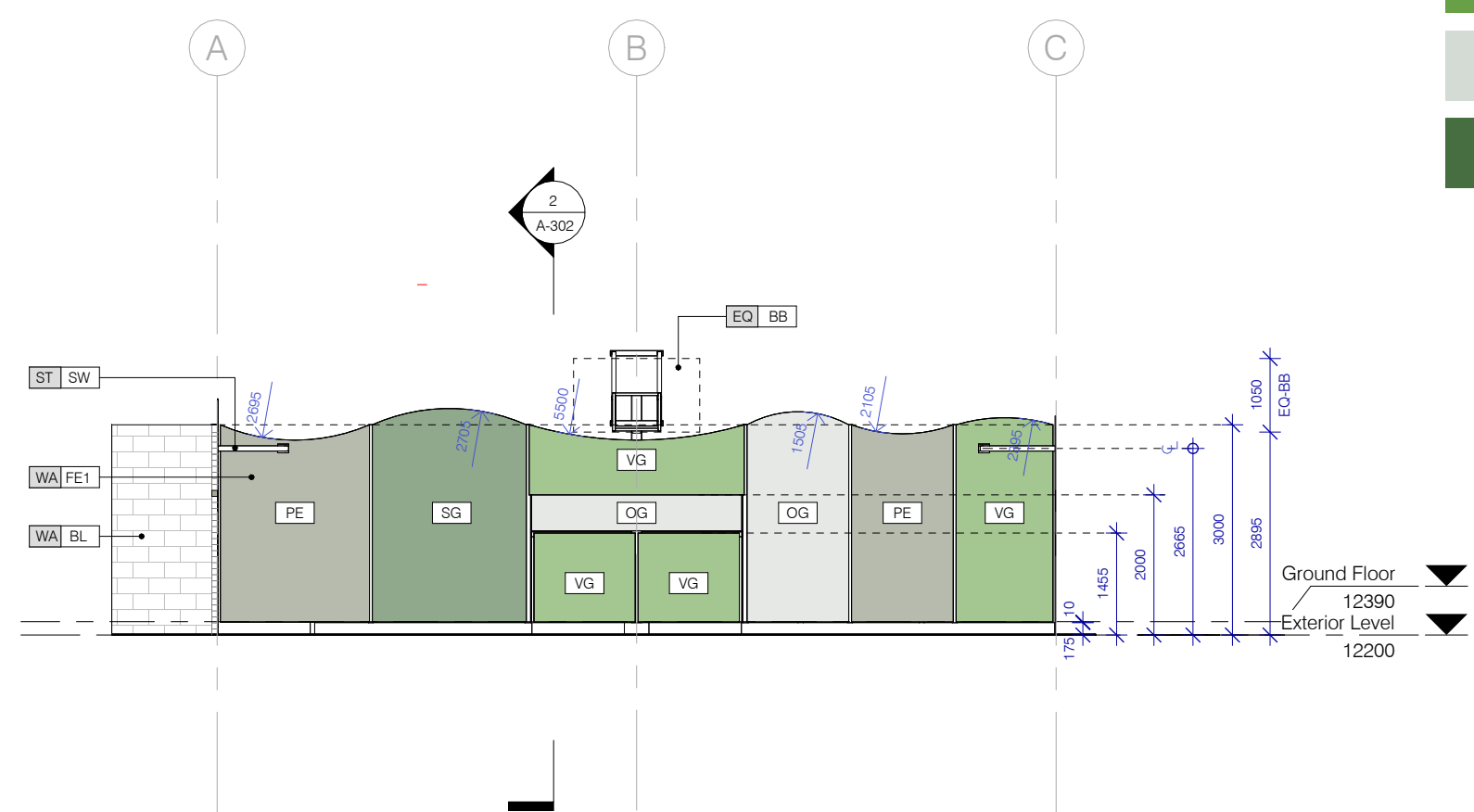
Elevations - Palisade Fence (A3)
 Project Number : 2333 Drawing Number : A-200 Revision **1**

FENCE COLOURS

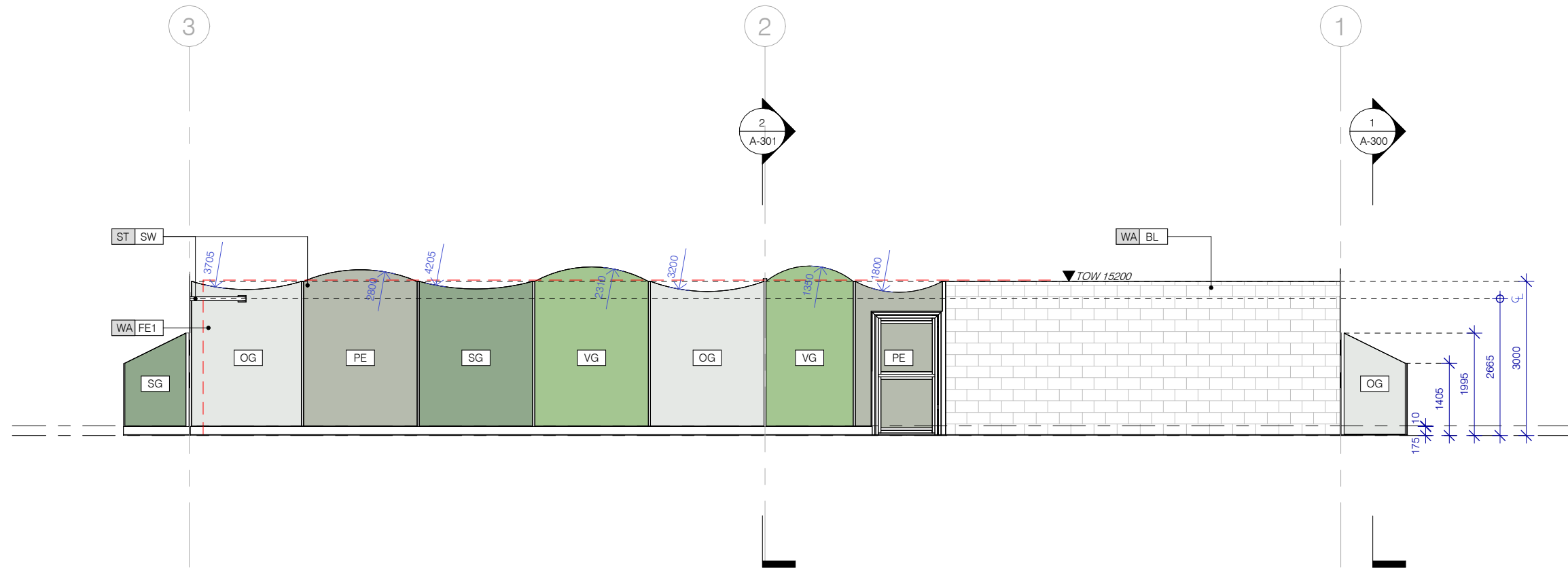
- PALE EUCALYPT - PE
- VIPER GREEN - VG
- OYSTER GREY - OG
- SHAMROCK GREEN - SG



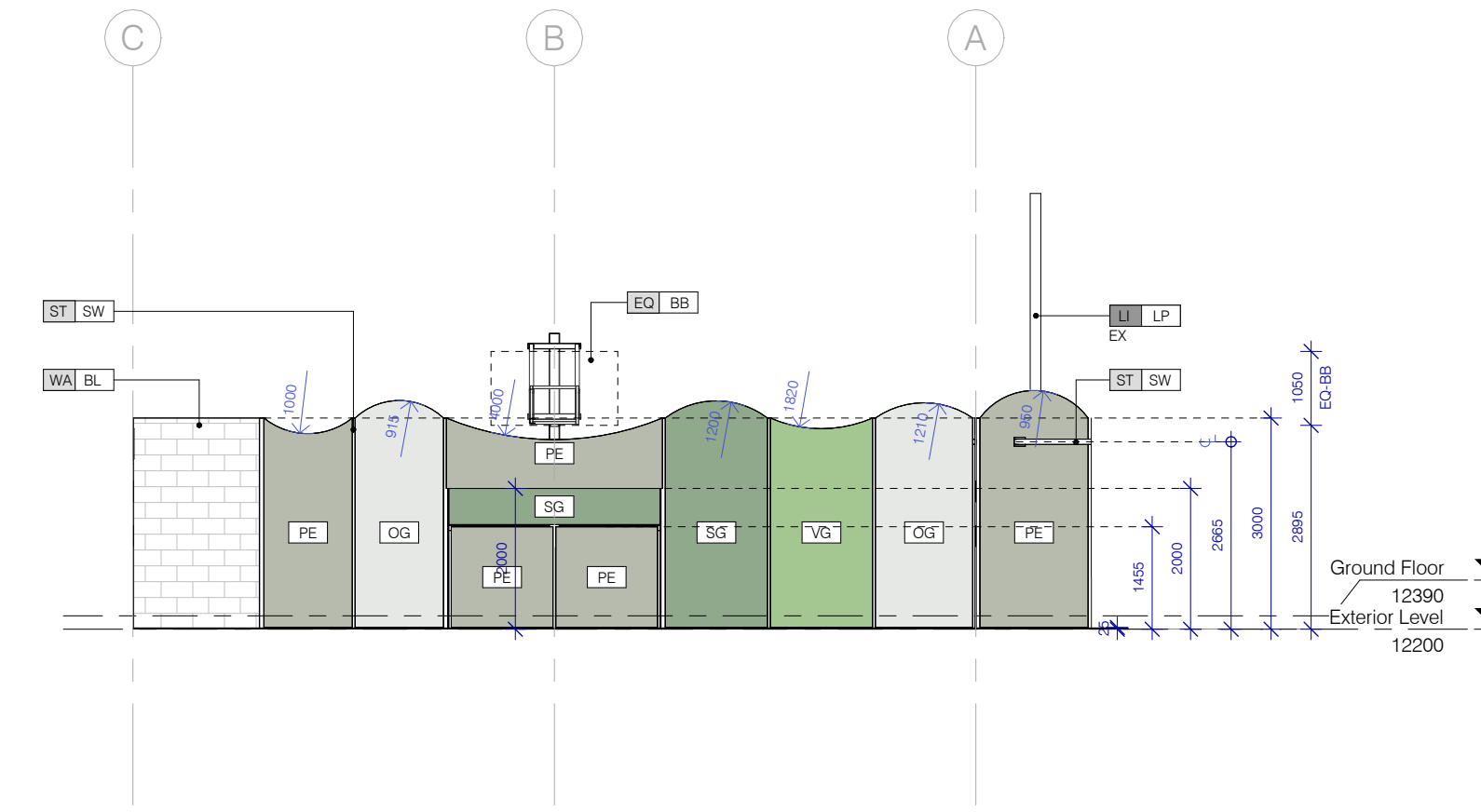
1 Elevation
1 : 100



2 Elevation
1 : 100

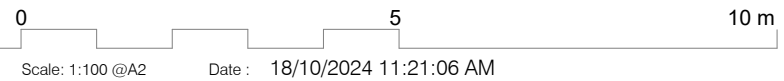


3 Elevation
1 : 100



4 Elevation
1 : 100

Exempt Development



Newington Outdoor Play Area
4 Avenue of Europe, Newington NSW 2127

For: City of Parramatta Council
Project Status: Exempt Development
S:\Projects\2333 CoP Outdoor Play Area, Newington\7 Response\7_3 BIM\7_3_2 Local Files\2333_Locall_INI.rvt

Rev	Revision Description	Date	Drawn	Reviewed
1	Final Issue	18.10.2024	IN	JM



nimbus architecture + heritage
Nimbus Architecture and Heritage Pty Ltd
Nominated Architect: Jesse Mowbray
(NSWARB 8618; ARBV 20252; PDP No. PDP0000960)
ABN 71 609 346 965
Email: admin@nimbusarch.com
Phone: +61 2 9891 3564

Elevations - Enclosure Fence

Project Number: 2333
Drawing Number: A-201

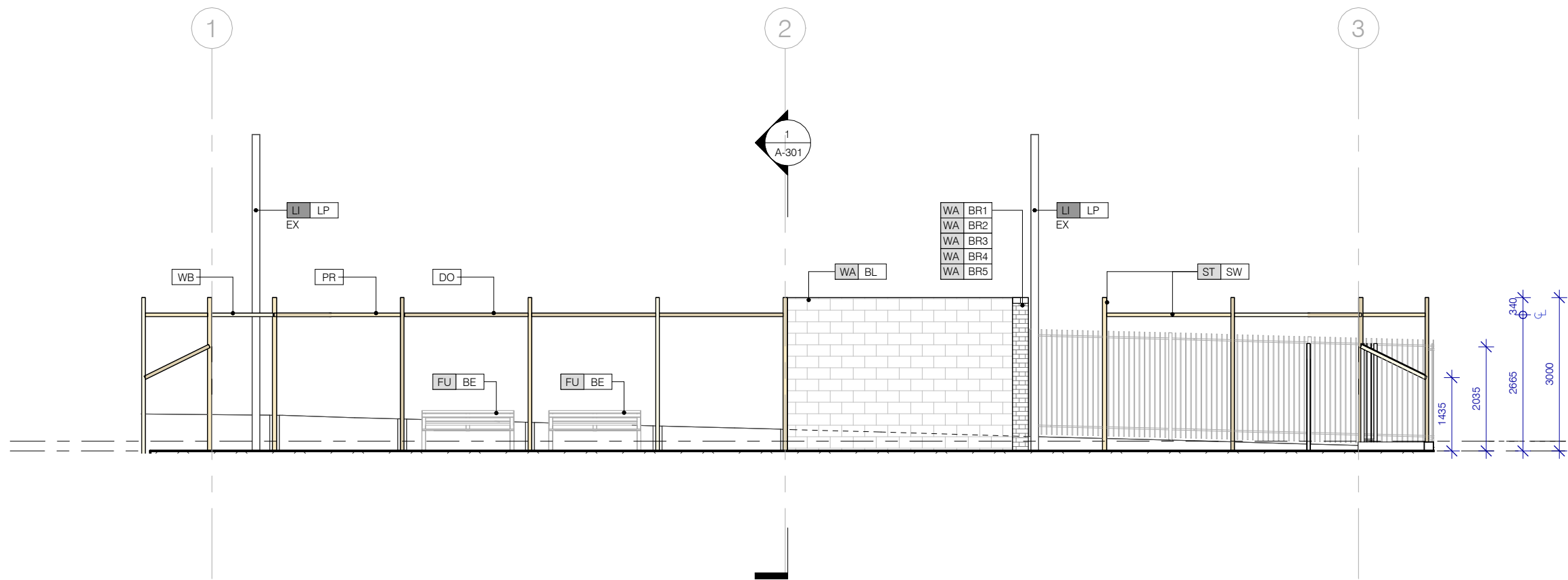
(A3)

Revision

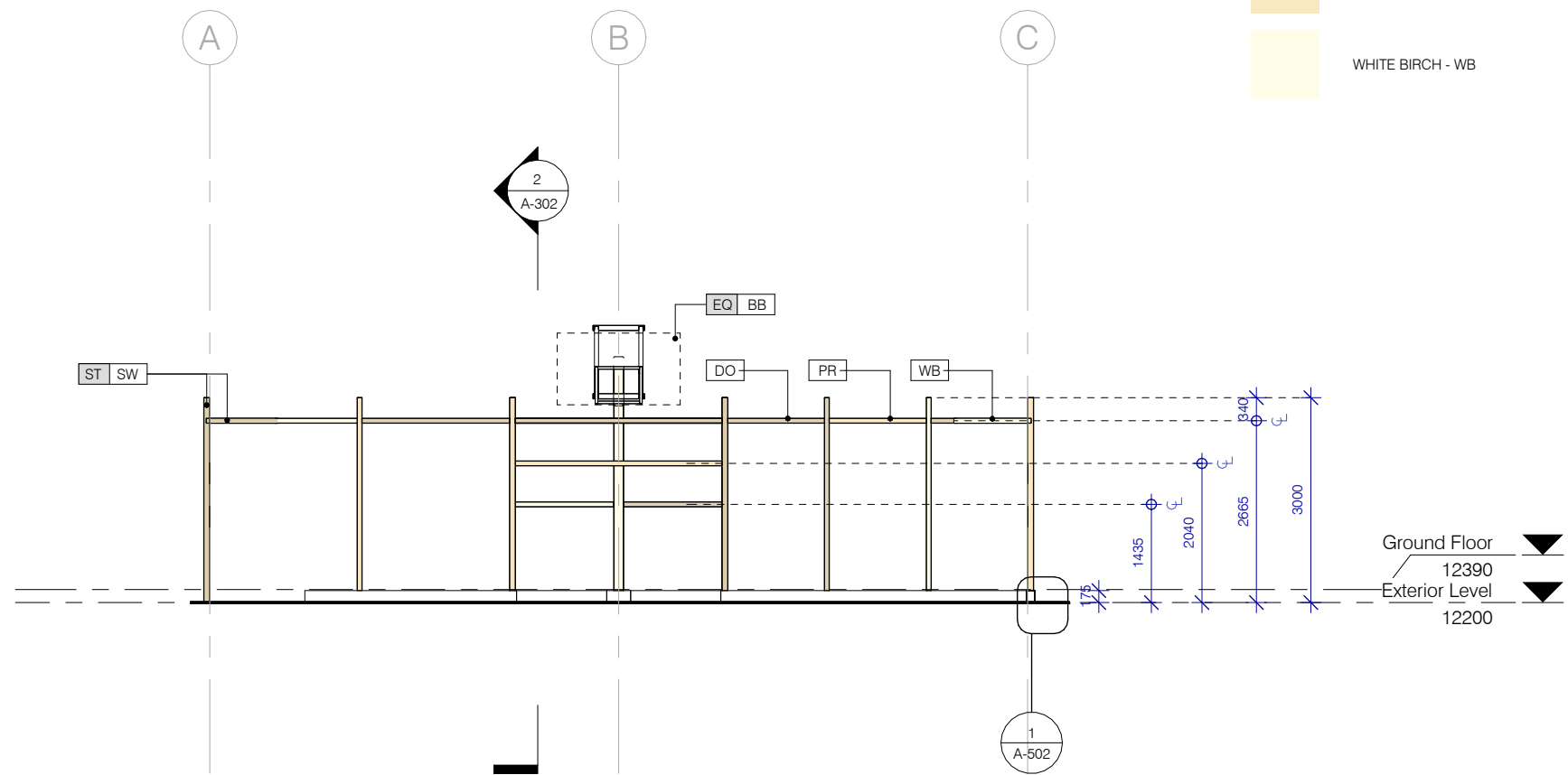
1

STRUCTURAL MEMBERS COLOURS

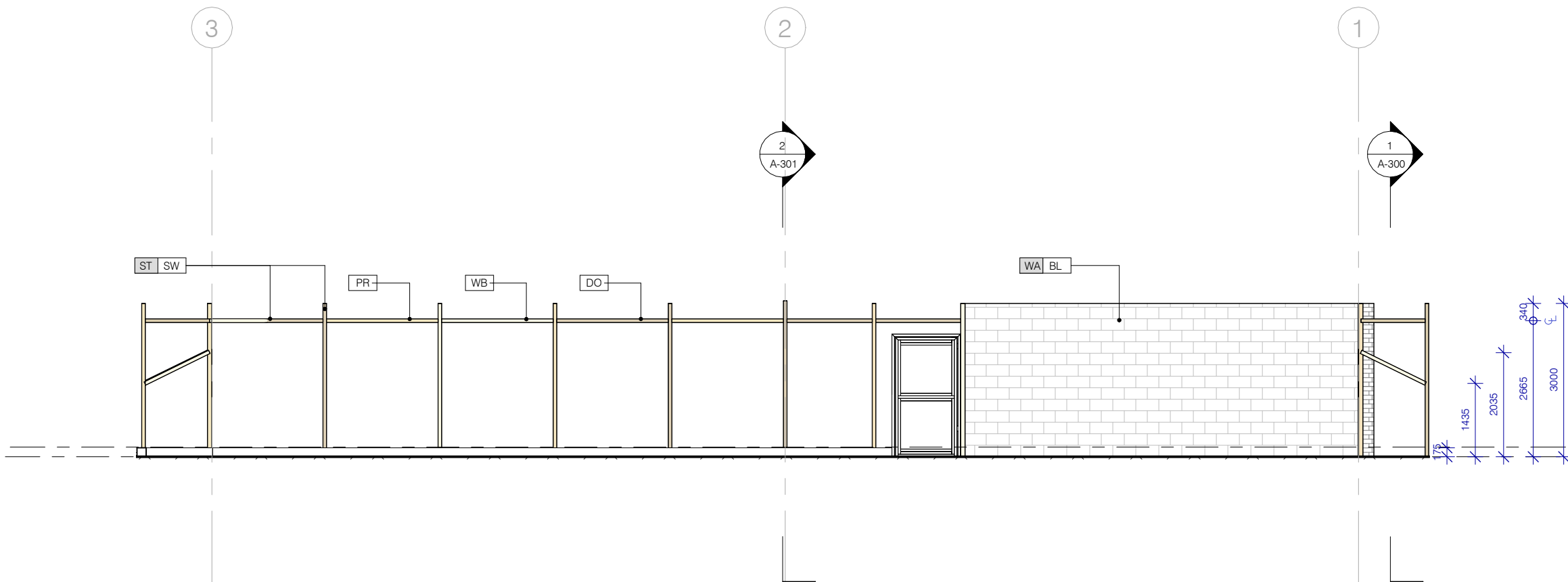
- DOMAIN - DO
- PRIMROSE - PR
- WHITE BIRCH - WB



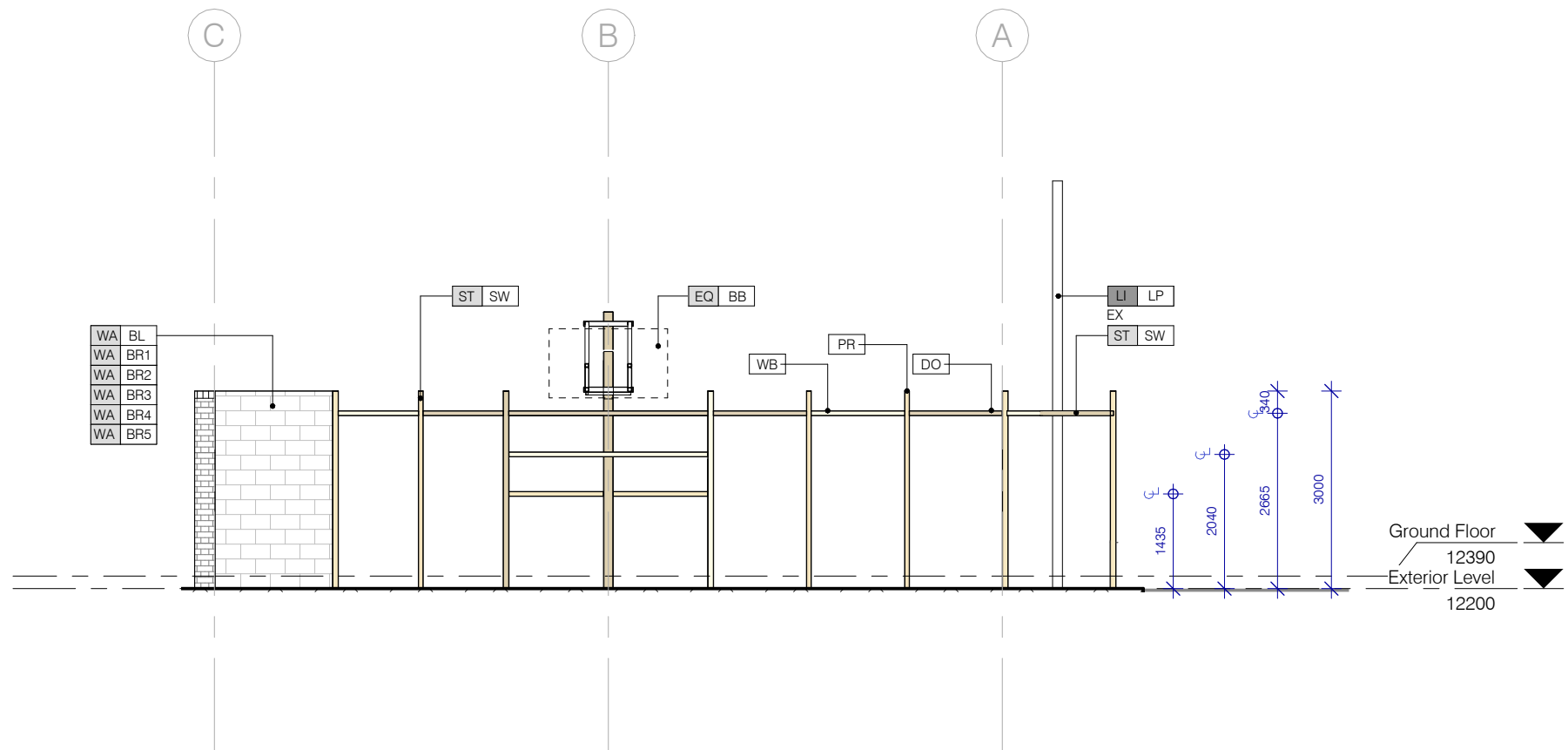
1 Elevation
1 : 100



2 Elevation
1 : 100



3 Elevation
1 : 100



4 Elevation
1 : 100

Exempt Development

0 5 10 m

Scale: 1:100 @A2 Date: 18/10/2024 11:21:07 AM

NOT FOR CONSTRUCTION

Newington Outdoor Play Area
4 Avenue of Europe, Newington NSW 2127

For: City of Parramatta Council
Project Status: Exempt Development
S:\Projects\2333 CoP Outdoor Play Area, Newington\7 Response\7_3 BIM\7_3_2 Local Files\2333_Local_INI.rvt

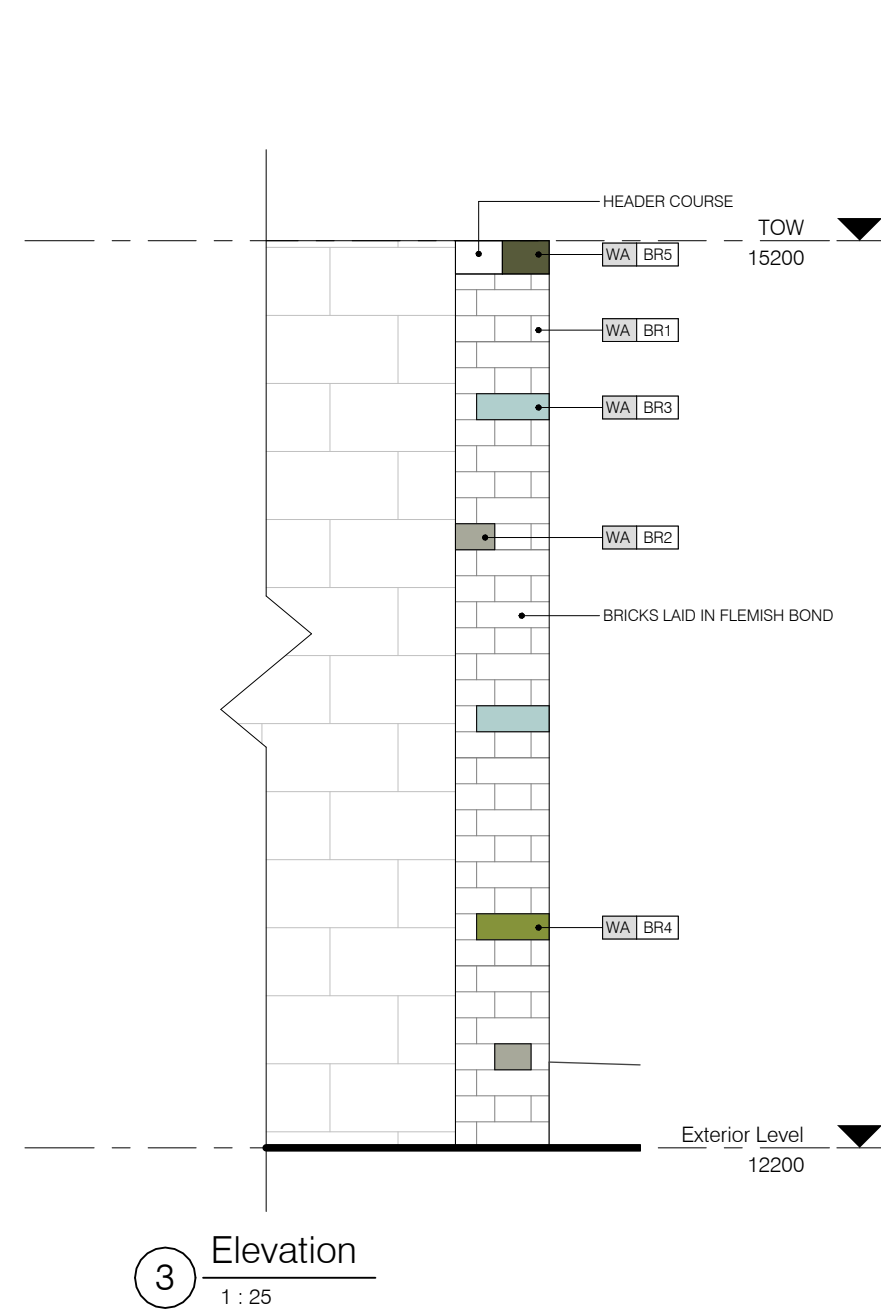
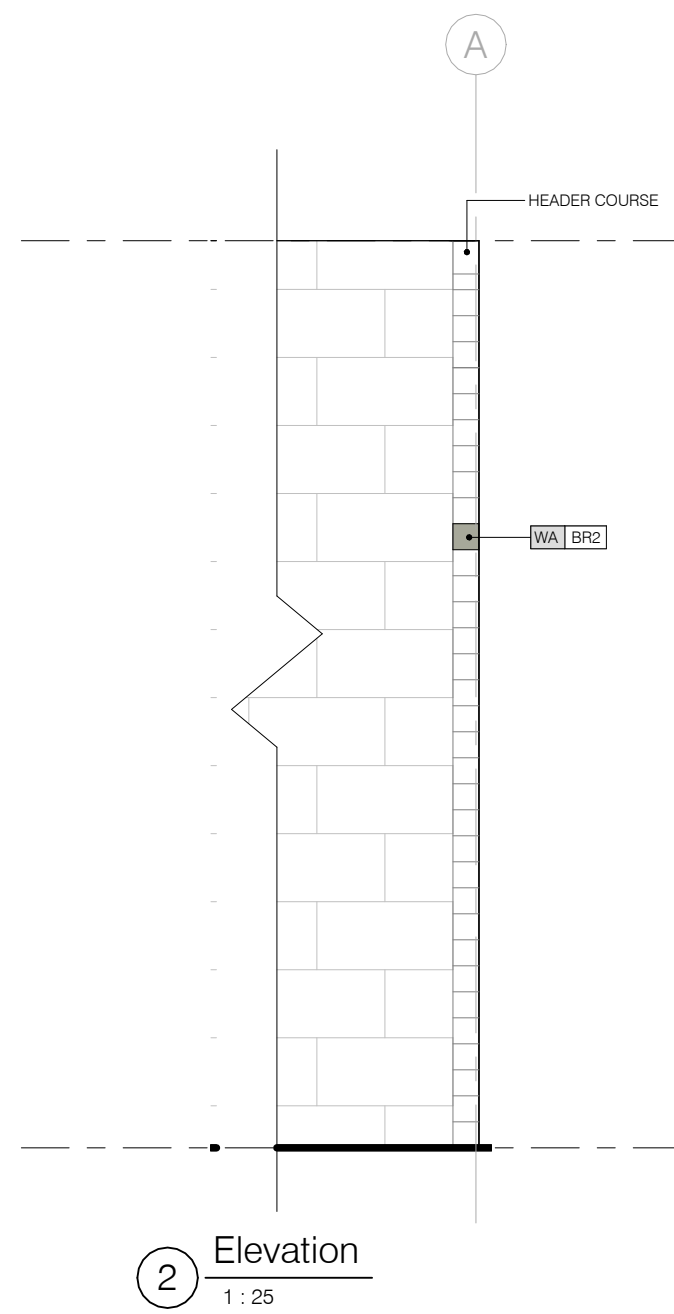

Rev 1
Revision Description Final Issue
Date 18.10.2024
Drawn IN
Reviewed JM





nimbus architecture + heritage

Nimbus Architecture and Heritage Pty Ltd
Nominated Architect: Jesse Mowbray
(NSWARB 8618; ARBV 20252; PDP No. PDP0000960)
ABN 71 609 346 965
Email admin@nimbusarch.com
Phone +61 2 9891 3564

Elevations - Enclosure Structure (A3)
Revision 1
Drawing Number : A-202
Project Number : 2333



- GLAZED BRICK COLOURS
- WA BR2 SOUTHWIND
 - WA BR3 SKY BLUE
 - WA BR4 EVERGLADE
 - WA BR5 RAINFOREST



Exempt Development

0 5 10 m
Scale: 1:100 @A2 Date: 18/10/2024 11:21:08 AM


Elevations - Brick Layout
Project Number: 2333 Drawing Number: A-203 Revision: 1

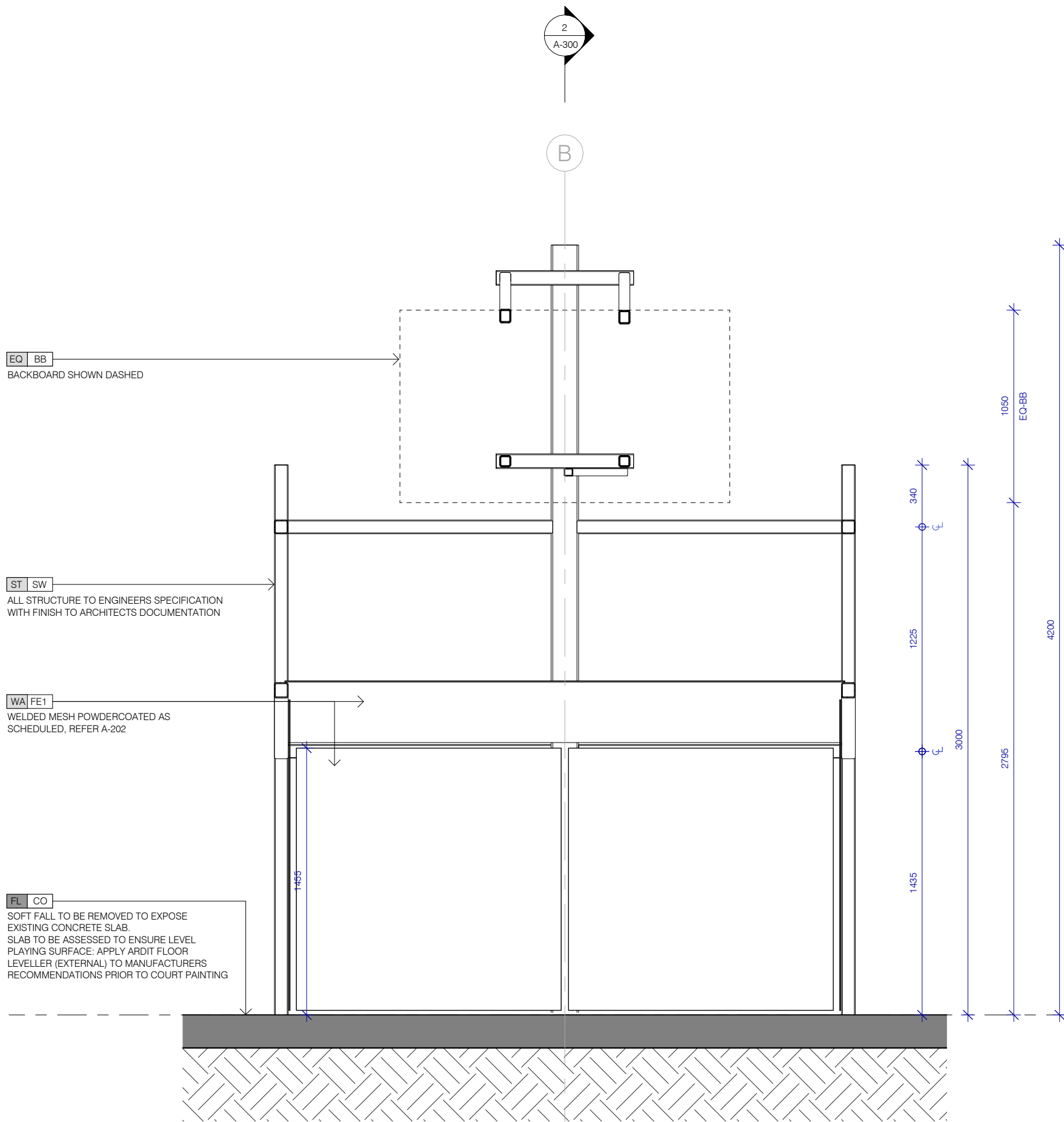
NOT FOR CONSTRUCTION

Newington Outdoor Play Area
4 Avenue of Europe, Newington NSW 2127

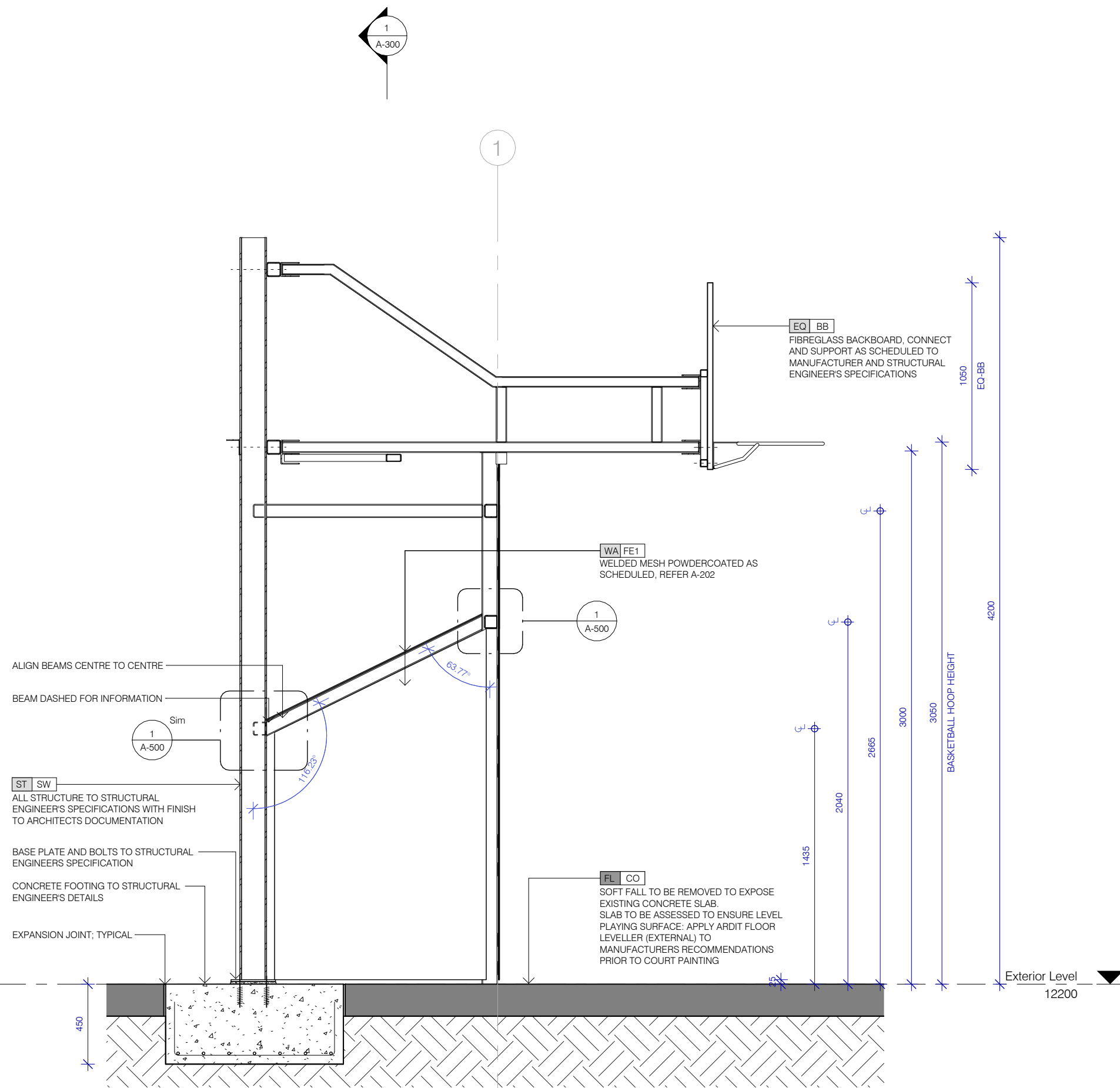
For: City of Parramatta Council
Project Status: Exempt Development
S:\Projects\2333 CoP Outdoor Play Area, Newington\7 Response\7_3 BIM\7_3_2 Local Files\2333_Local_INI.rvt

Rev	Revision Description	Date	Drawn	Reviewed
1	Final Issue	18.10.2024	IN	JM

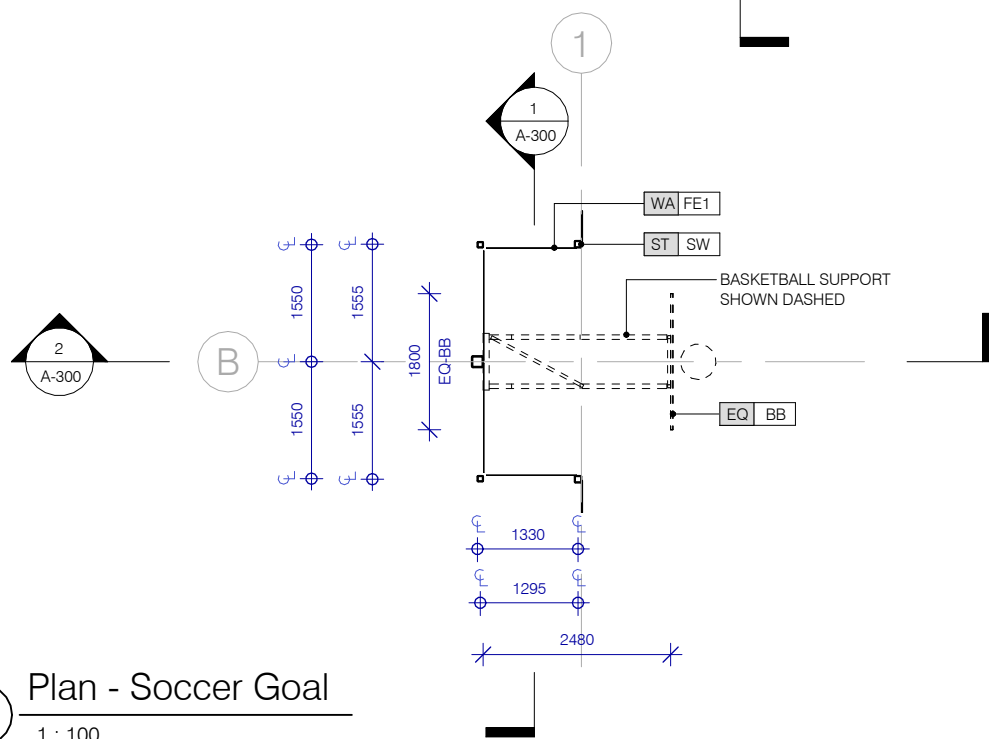




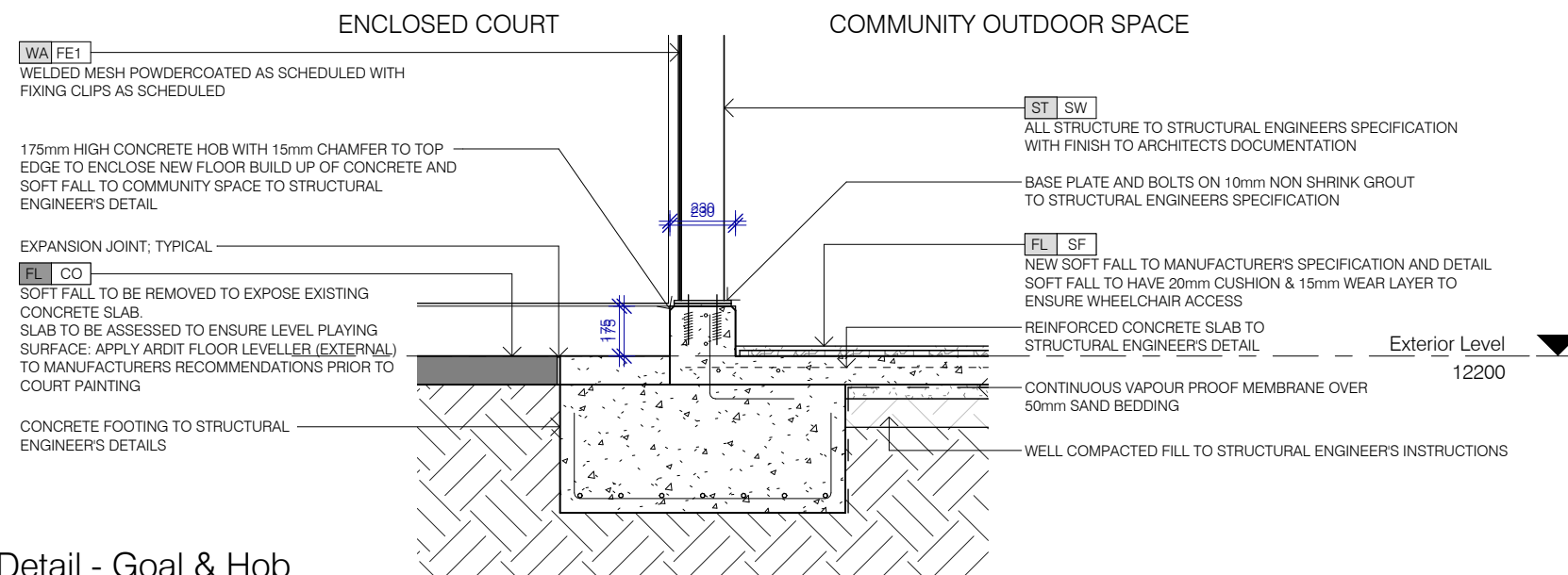
1 Section
1 : 25



2 Section
1 : 25



3 Plan - Soccer Goal
1 : 100



4 Detail - Goal & Hob
1 : 25

Exempt Development

0 5 10 m
Scale: 1:100 @A2 Date: 18/10/2024 11:21:08 AM

NOT FOR CONSTRUCTION

Newington Outdoor Play Area
4 Avenue of Europe, Newington NSW 2127

For: City of Parramatta Council
Project Status: Exempt Development
S:\Projects\2333 CoP Outdoor Play Area, Newington\7 Response\7_3 BIM\7_3_2 Local Files\2333_Locall_INI.rvt

Rev	Revision Description	Date	Drawn	Reviewed
1	Final Issue	18.10.2024	IN	JM

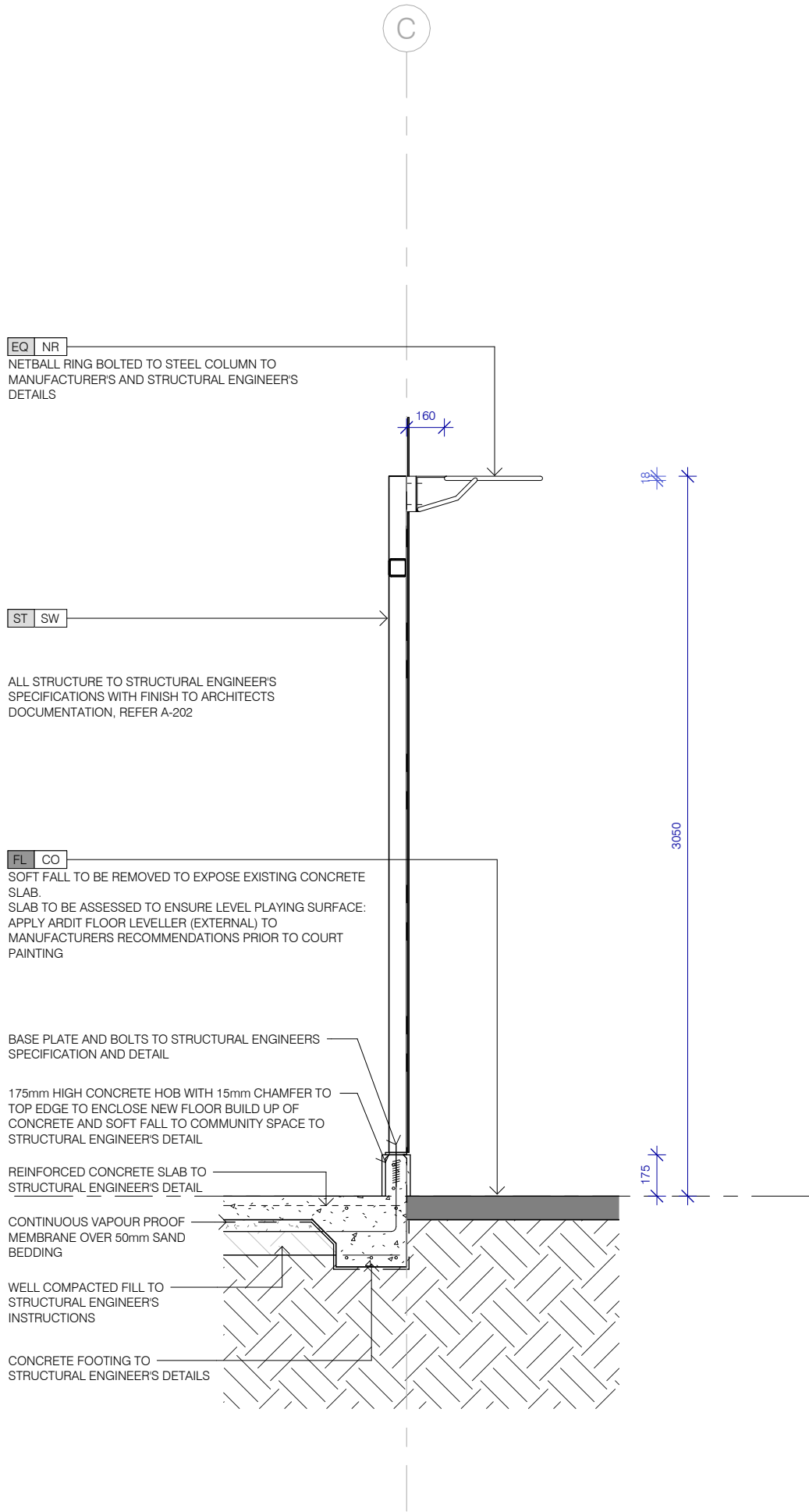


nimbus
architecture + heritage
Nimbus Architecture and Heritage Pty Ltd
Nominated Architect: Jesse Mowbray
(NSWARB 8618; ARBV 20252; PDP No. PDP0000960)
ABN 71 609 346 965
Email: admin@nimbusarch.com
Phone: +61 2 9891 3564

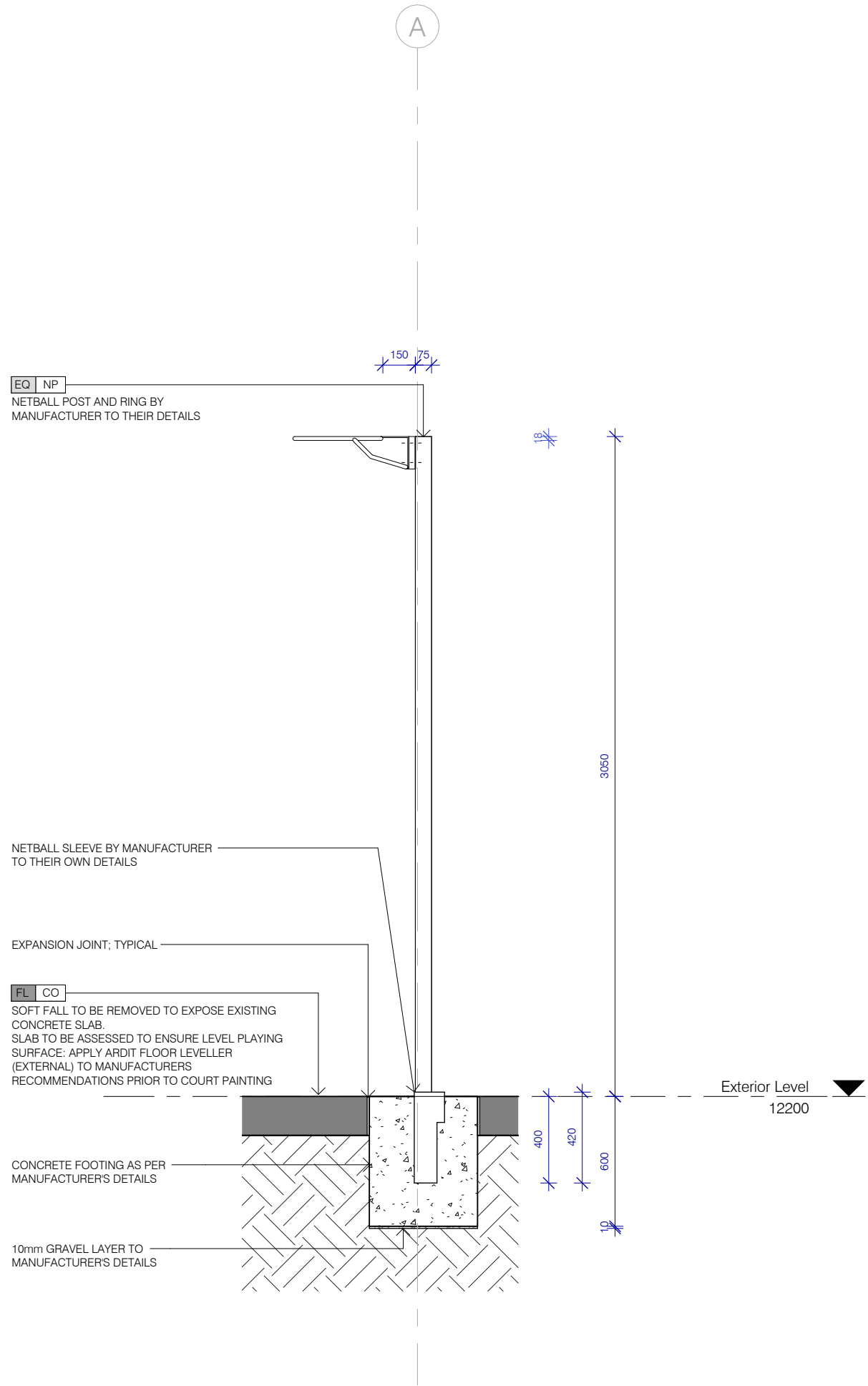
Details - Basketball Goal Area

Project Number : 2333
Drawing Number : A-300

(A3)
Revision
1



2 Detail - Netball Ring
1 : 25



1 Detail - Netball Ring & Post
1 : 25


Exempt Development

NOT FOR CONSTRUCTION

Newington Outdoor Play Area
4 Avenue of Europe, Newington NSW 2127

For : City of Parramatta Council
Project Status: Exempt Development
S:\Projects\2333 CoP Outdoor Play Area, Newington\7 Response\7_3 BIM\7_3_2 Local Files\2333_Local_INL.rvt

Rev	Revision Description	Date	Drawn	Reviewed
1	Final Issue	18.10.2024	IN	JM



Date : 18/10/2024 11:21:09 AM

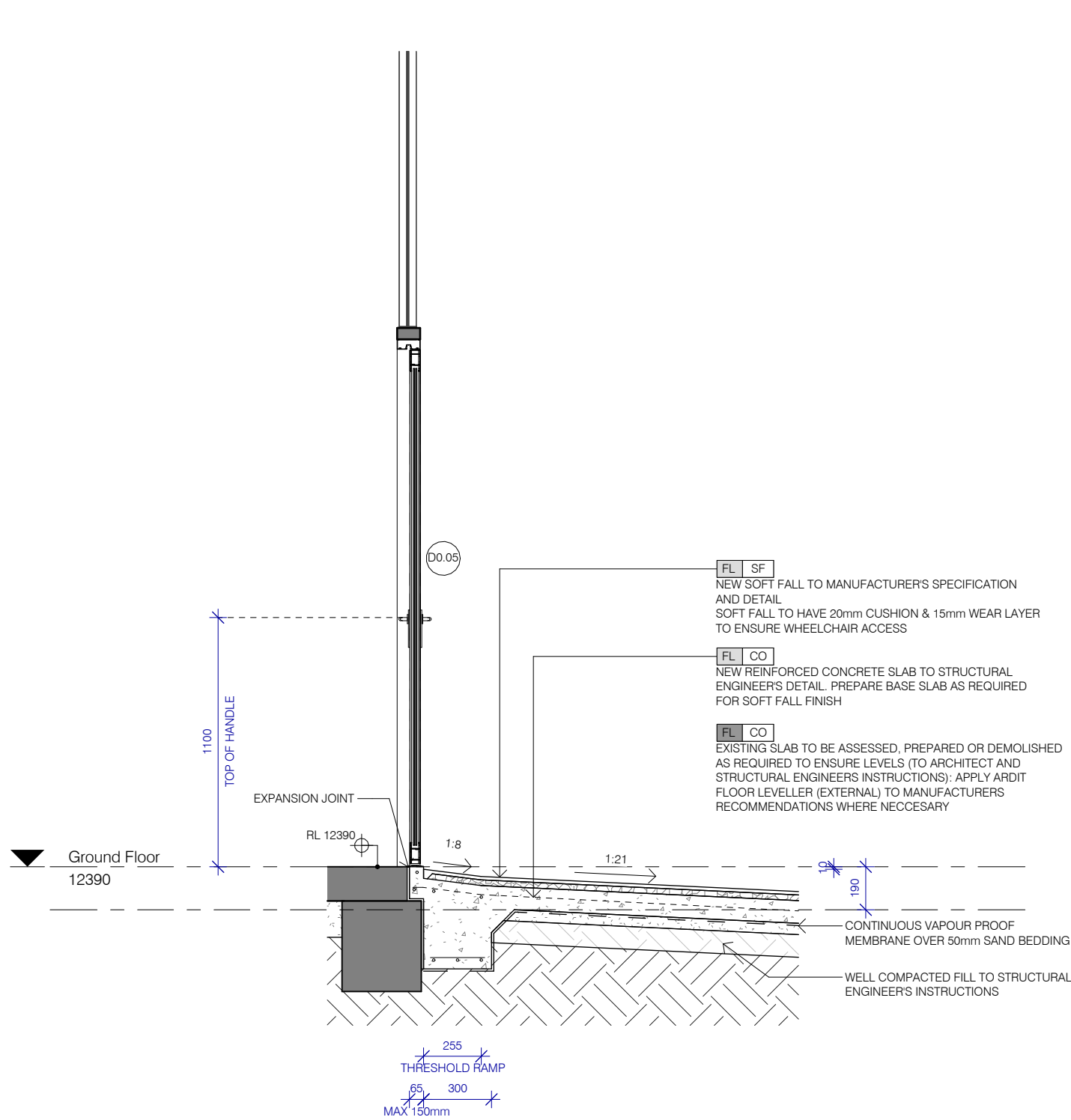
Details - Netball Post

Project Number : 2333
Drawing Number : A-301

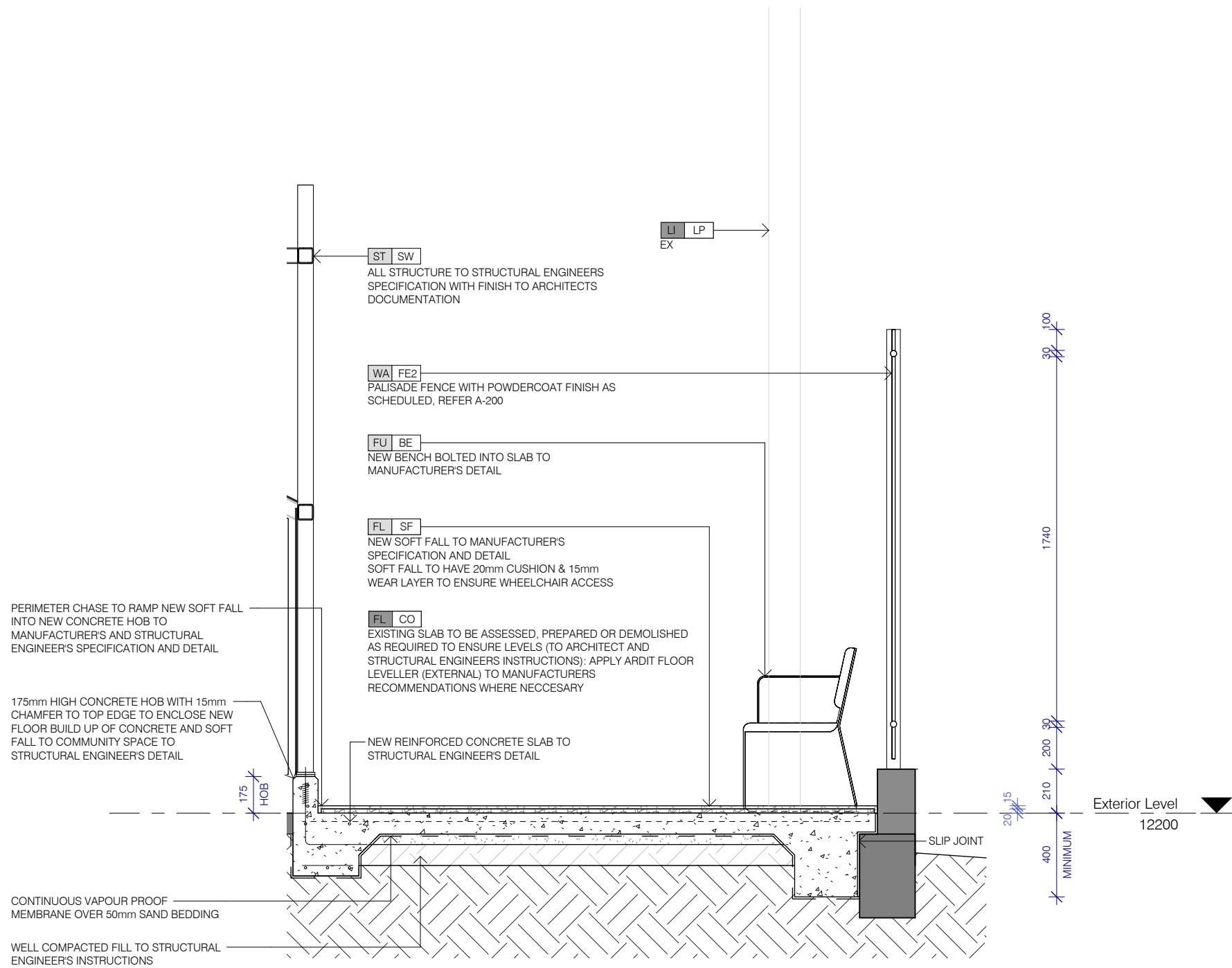
(A3)

Revision

1



1 Section - Soft Fall & Ramp
1 : 25



2 Section
1 : 25


Exempt Development

NOT FOR CONSTRUCTION

Newington Outdoor Play Area
4 Avenue of Europe, Newington NSW 2127

For : City of Parramatta Council
Project Status: Exempt Development
S:\Projects\2333 CoP Outdoor Play Area, Newington\7 Response\7_3 BIM\7_3_2 Local Files\2333_Locall_INL.rvt

Rev	Revision Description	Date	Drawn	Reviewed
1	Final Issue	18.10.2024	IN	JM



Date : 18/10/2024 11:21:10 AM

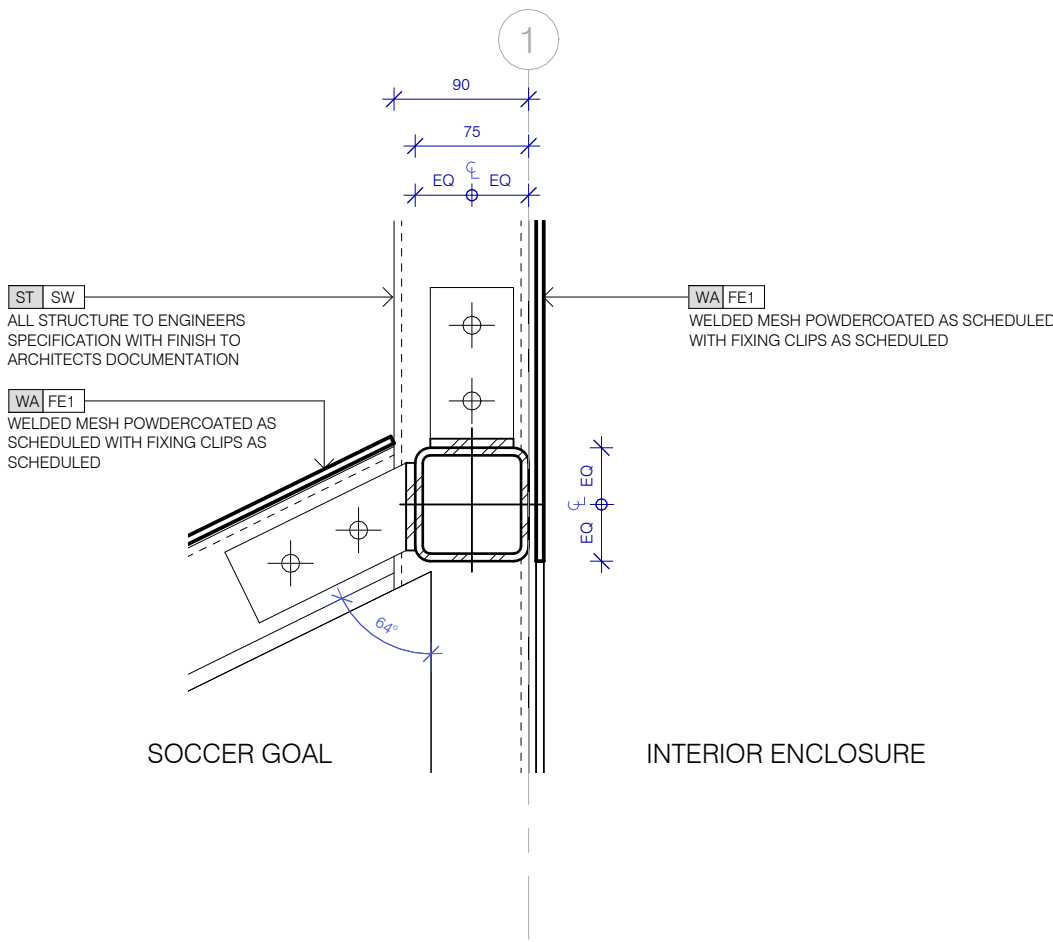
Details - Soft Fall

Project Number : 2333
Drawing Number : A-302

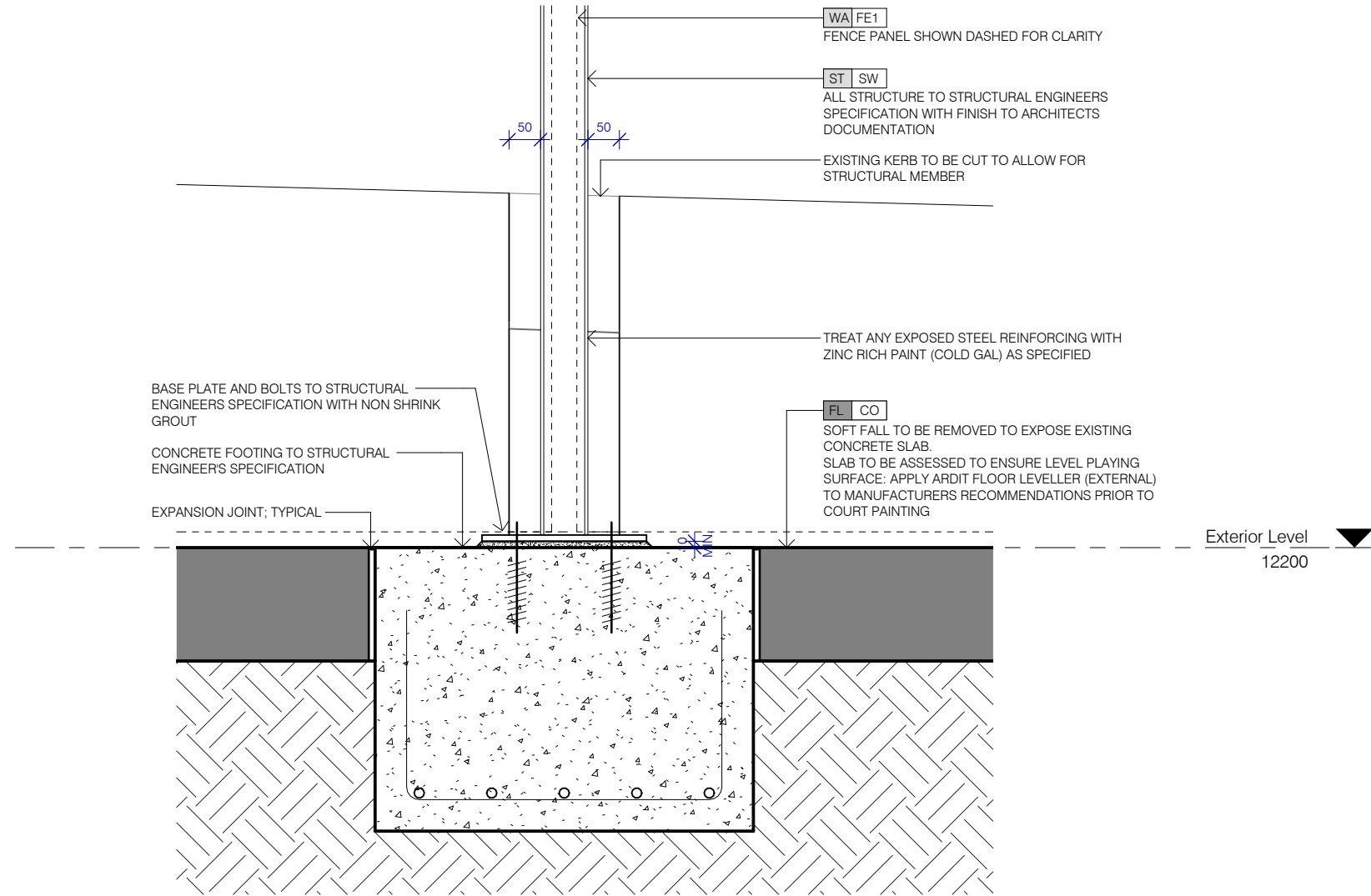
(A3)

Revision

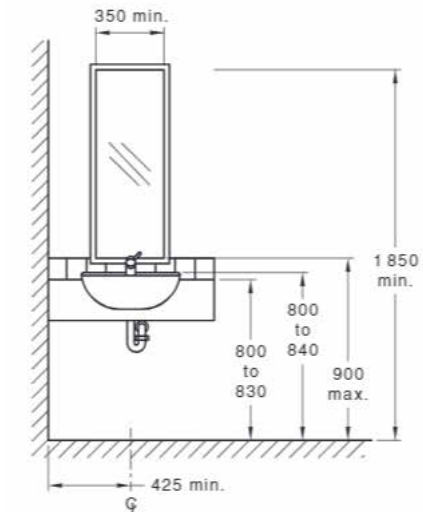
1



1 Detail - Goal Connection
1 : 5



5 Detail - Structural Member & Kerb
1 : 10



12.4 Fixtures and fittings within a sanitary facility

12.4.1 Mirrors

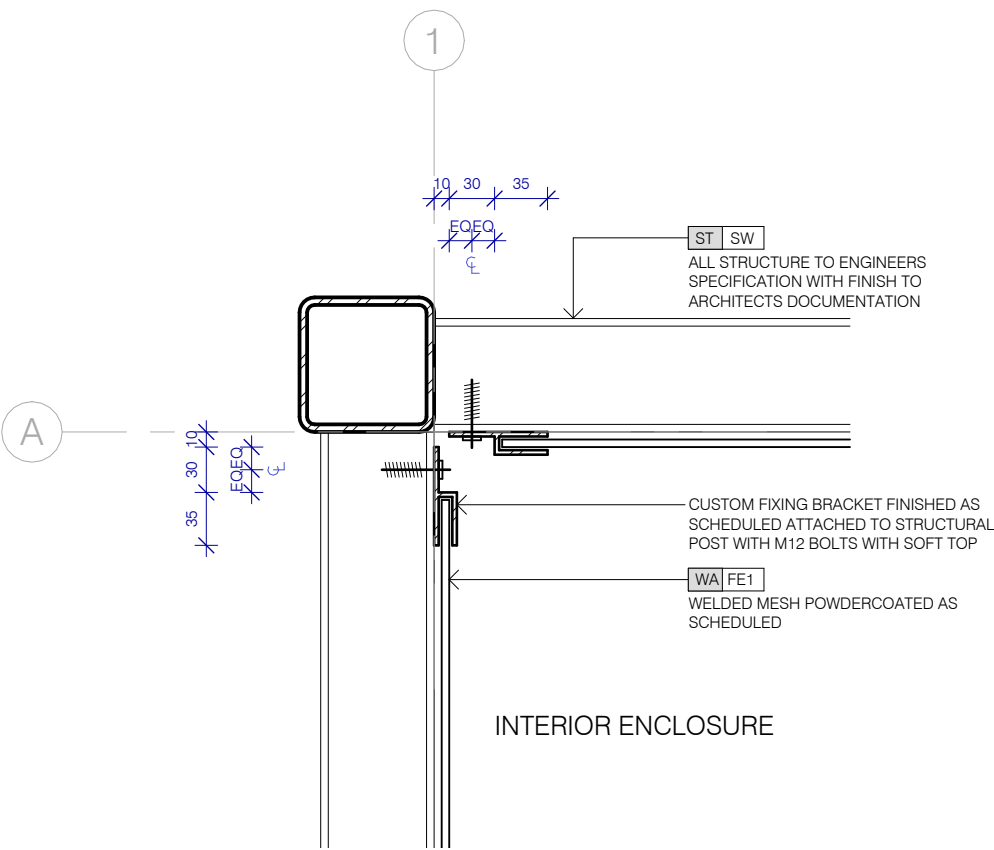
In all sanitary facilities, a mirror shall be provided and located either above or adjacent to the washbasin.

Where located above the washbasin, the mirror shall extend from a height of not more than 900 mm to a height of not less than 1 850 mm above the plane of the finished floor. Where located adjacent to a washbasin, the mirror, shall extend from a height of not more than 780 mm to a height of not less than 1 850 mm above the plane of the finished floor.

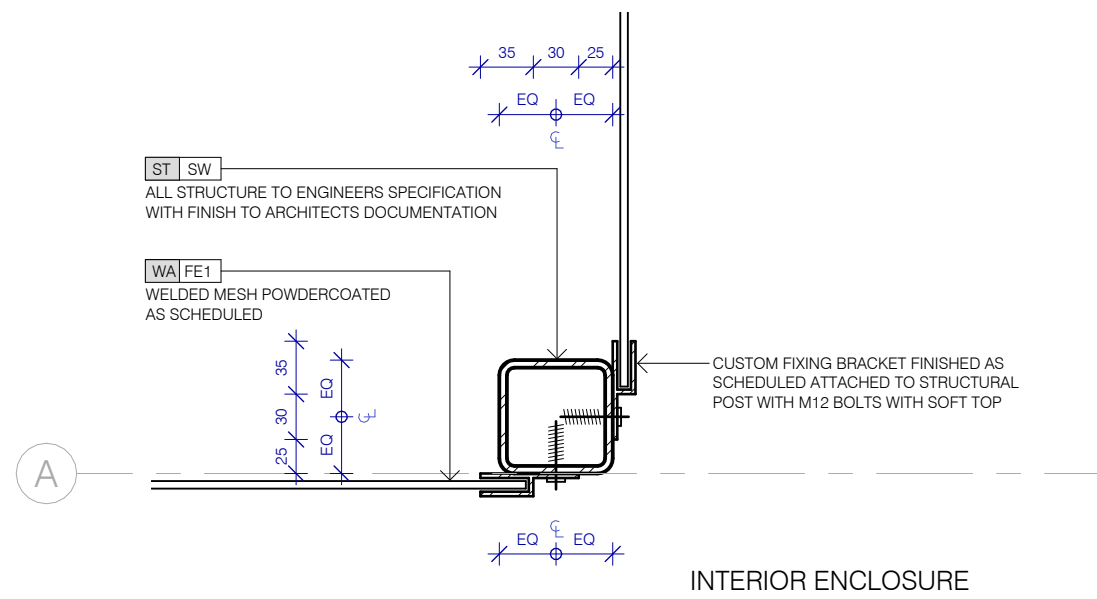
No mirror shall be less than 350 mm wide. All dimensions apply to the reflective surface of the mirror. The reflective surface shall be vertical.

In an accessible sole occupancy unit, a mirror shall be centred over the washbasin.

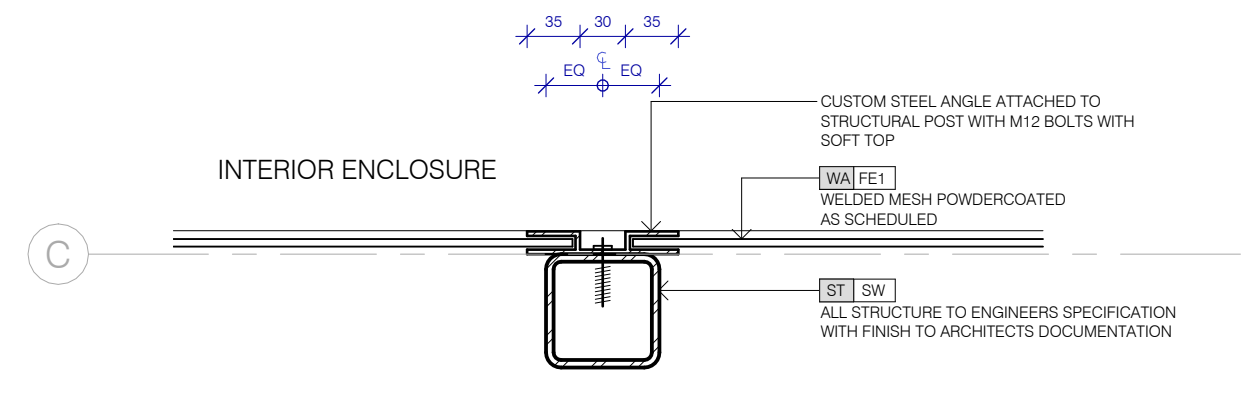
4 Accessible Bathroom Mirror
REFER 12.4 FROM AS14:28.1



4 Detail - Internal Corner
1 : 5



3 Detail - External Corner
1 : 5



2 Detail - Straight
1 : 5

Exempt Development

NOT FOR CONSTRUCTION

Newington Outdoor Play Area
4 Avenue of Europe, Newington NSW 2127

For : City of Parramatta Council
Project Status: Exempt Development
S:\Projects\2333 CoP Outdoor Play Area, Newington\7 Response\7_3 BIM\7_3_2 Local Files\2333_Local_INL.rvt

Rev	Revision Description	Date	Drawn	Reviewed
1	Final Issue	18.10.2024	IN	JM



Nimbus Architecture and Heritage Pty Ltd
Nominated Architect: Jesse Mowbray
(NSWARB 8618; ARBV 20252; PDP No. PDP0000960)
ABN 71 609 346 965
Email admin@nimbusarch.com
Phone +61 2 9891 3564

0 1000 2000 mm
Scale: 1:5 @A2 Date : 18/10/2024 11:21:10 AM

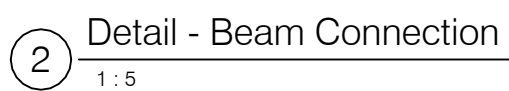
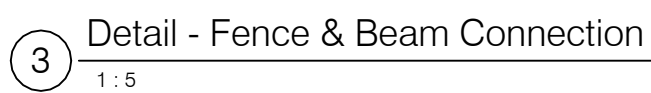
Details - Typical

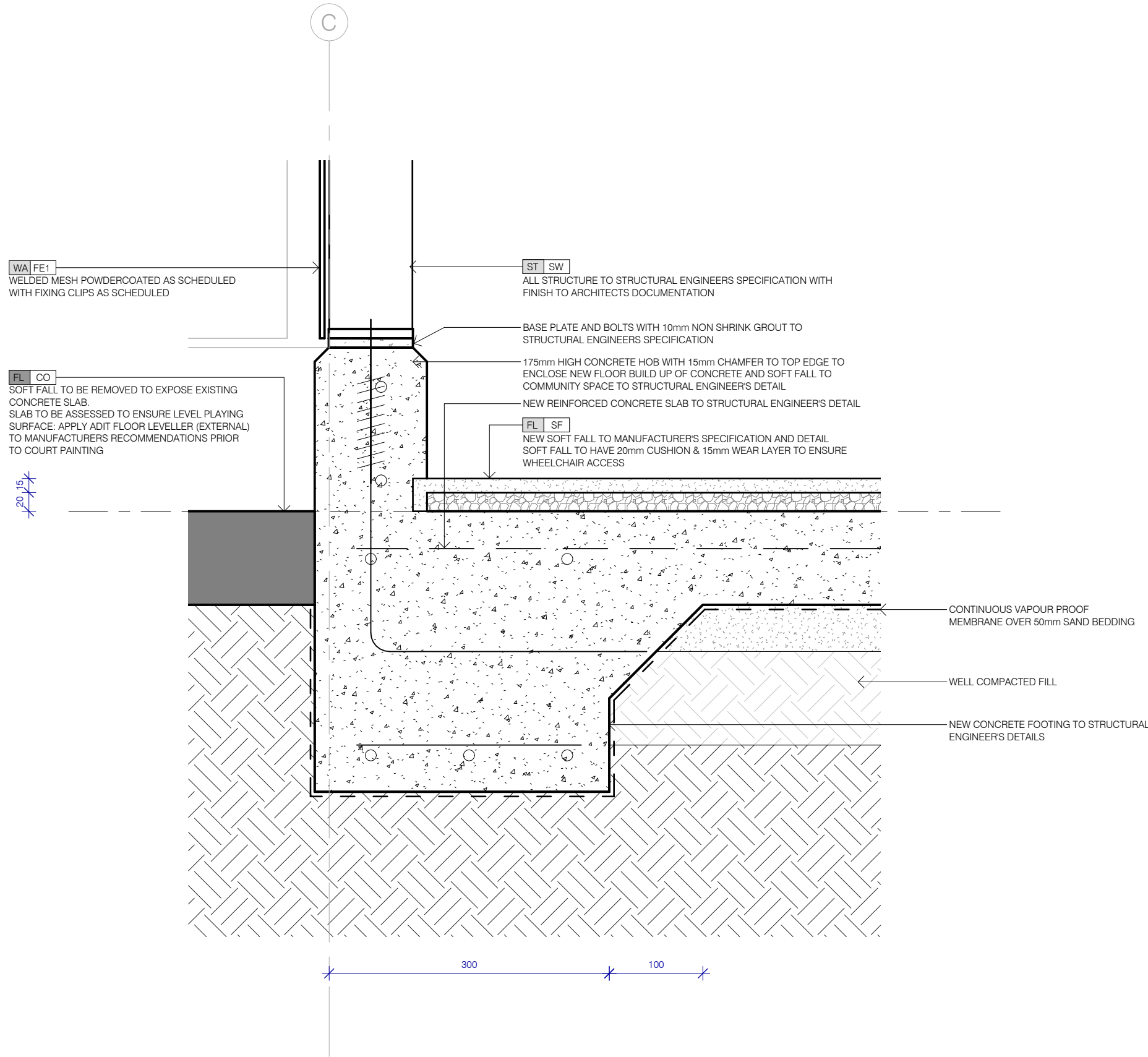
Project Number : 2333
Drawing Number : A-500

(A3)

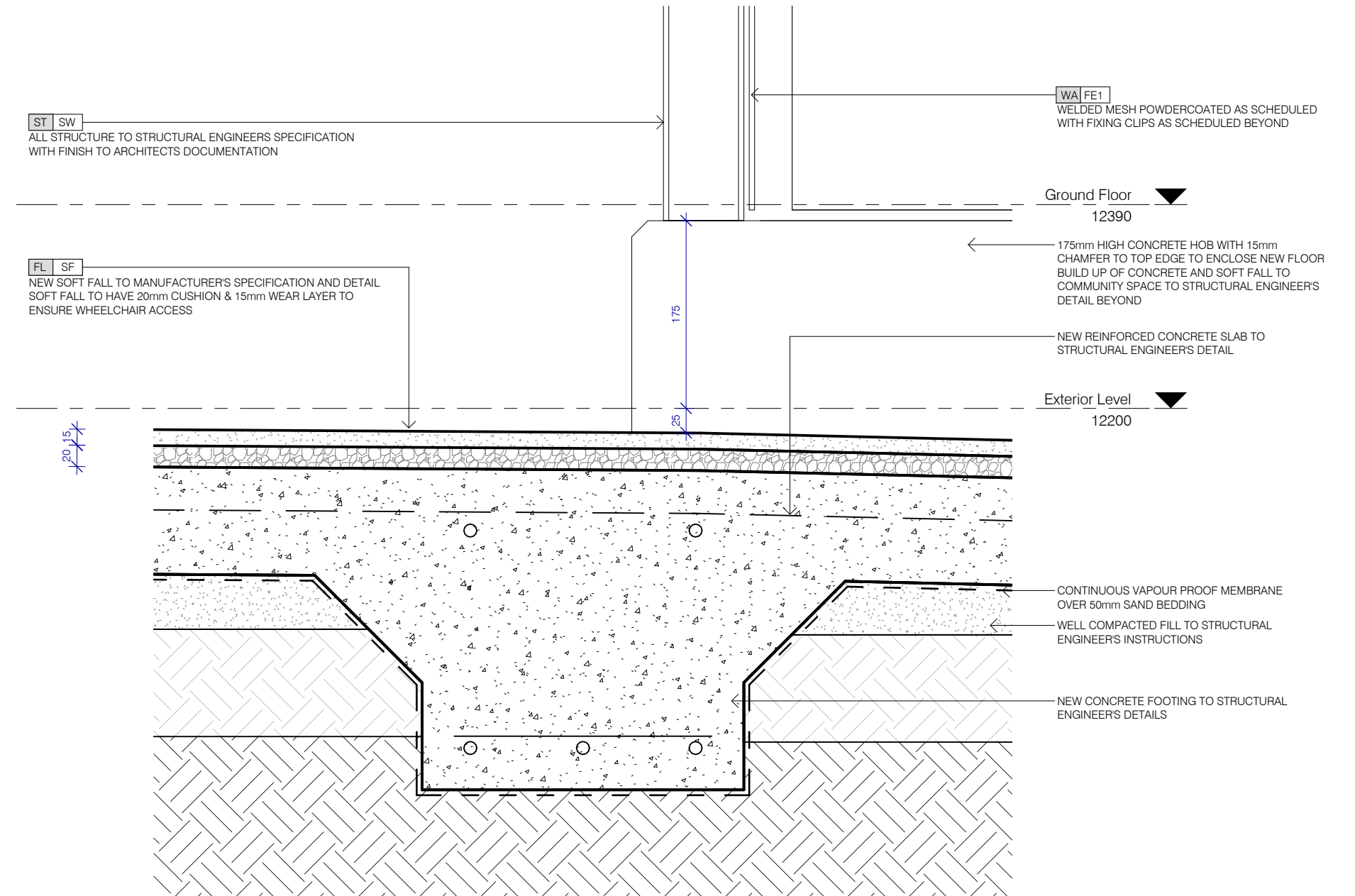
Revision

1





1 Detail - Hob, Typical
1 : 5



2 Detail - Raft Footing
1 : 5

Exempt Development

0 1000 2000 mm
Scale: 1:5 @A2 Date: 18/10/2024 11:25:32 AM

Details
Project Number : 2333
Drawing Number : A-502
Revision : 1

NOT FOR CONSTRUCTION

Newington Outdoor Play Area
4 Avenue of Europe, Newington NSW 2127

For : City of Parramatta Council
Project Status: Exempt Development
S:\Projects\2333 CoP Outdoor Play Area, Newington\7 Response\7_3 BIM\7_3_2 Local Files\2333_Local_INI.rvt

Rev	Revision Description	Date	Drawn	Reviewed
1	Final Issue	18.10.2024	IN	JM

