



WILLMOT RESERVE PLAYGROUND UPGRADE

LOCATION

Where is Willmot Reserve Playground?

Willmot Reserve Playground is located within Willmot Reserve in Toongabbie. The playground is set within a low lying residential area and the playground attracts mostly local residents on foot via Willmot Avenue and Ballandella Road.



About the project

The playground renewal project at **Willmot Reserve in Toongabbie** is part of the City of Parramatta Council's broader commitment to providing high-quality play spaces across the local government area, with almost 150 playgrounds maintained to support active, social and inclusive outdoor environments.

Nestled within a quiet residential area of Toongabbie, and framed by mature tree canopy within the park, **the reserve offers a peaceful, green setting characterised by mature trees, open grassed areas and interesting site historic landmarks.**

The reserve is within **walking distance for local residents** and provides a sense of retreat from the surrounding urban areas, making the playground an inviting and restorative place for families.

After approximately 20 years of service and having reached its typical life cycle for playground equipment, the decision was made to replace and upgrade the facility to ensure safety, accessibility and ongoing enjoyment for children aged 0-12 years and their families.






CITY OF PARRAMATTA

Whats involved?



1. Consultation

We start the design process by gathering ideas and feedback from local residents about **how they currently use the playground and what they would like to see improved**. This input helps identify community priorities and preferences for the playground.



2. Site Analysis

We undertake a **detailed review of the site** to understand its existing conditions, including **vegetation, topography, access, visibility, and relationship to surrounding open spaces and homes**. Together with your consultation input, this analysis informs the design's layout and opportunities for improvement.



3. Concept Design

Using insights from the community and site analysis, **an initial concept design is developed to illustrate how the new playground could look and function**. The design explores options for play equipment, materials, planting, and seating.

We are here



4. Consultation

The draft concept design is presented back to the community for feedback. Residents are invited to comment on the proposed layout, play elements, and overall design direction before final plans are prepared.



5. Detailed Design & Construction

Following the consultation phase, the design will be **refined and documented for construction**. This includes preparing detailed drawings, specifications, and coordinating approvals to ensure quality and compliance. Once construction is complete, the renewed playground will be opened to the public!

What you told us:

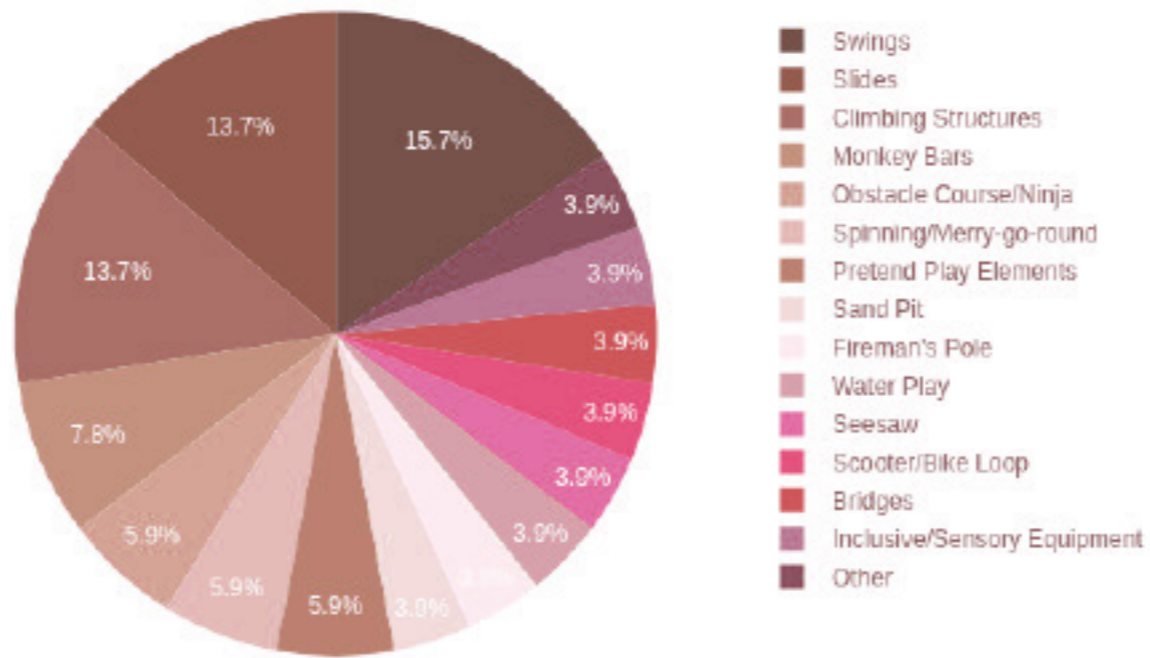


The current playground is outdated

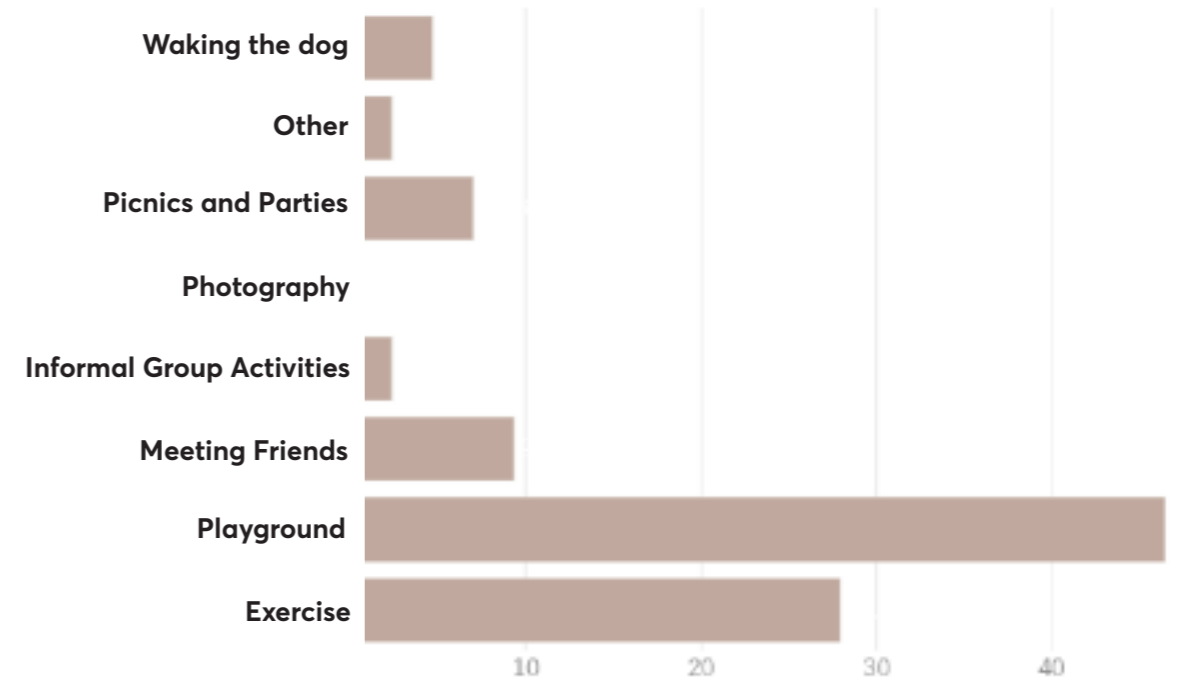
Community feedback highlighted a strong desire for the **existing playground to be improved** with existing popular features such as the swings, slides and climbing elements being considered high value. Many respondents felt the current site is outdated, however there were repeated calls to **retain the space as it is, whilst providing more variety and inclusive play elements to the playground.**

What do the kids want?

Children's responses revealed a clear **preference for active and themed play.** The most popular features were swings, slides, and climbing equipment.



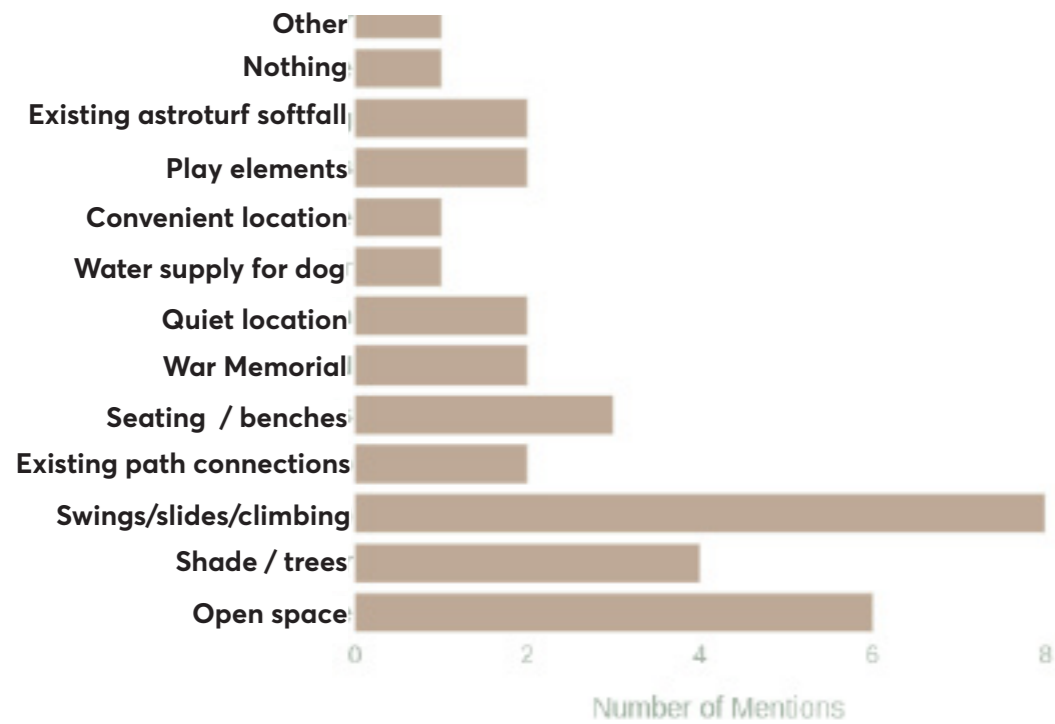
Why do people visit the park?



What you told us:

What do residents like about the playground?

Residents made it clear that the existing swings, slides and open space / trees should be retained. Keeping the space quiet and a place to rest was also expressed.



Playground priorities

The community wants a playground that is fun, safe, inclusive, and accessible for all ages and abilities, with good shade, amenities, and a strong connection to nature and community.



So whats next?

Overall, the **feedback points toward a playground that balances safety, inclusive spaces and accessible elements for all ages** in a setting that feels open, social, and connected to its community, whilst being sensitive to its surrounds.

We've developed a concept design with swings, opportunities for climbing, two slides and approachable play equipment to make sure that younger children are able to also play.

Check out our concept design on the next page!

Stay informed via council updates and Participate Parramatta.

Look out for opportunities to provide feedback on draft designs. Prepare for construction works and the exciting new playground opening!

Legend

- ① Retain and protect existing trees
- ② New Hardstand area with new DDA compliant furniture
- ③ Existing concrete footpath retained
- ④ New play equipment
- ⑤ New triple swing with regular swing, infant swing & basket swing
- ⑥ New drinking fountain, bin enclosure and furniture zone
- ⑦ Tree planting to be reviewed and transplanted where possible
- ⑧ Screen planting on northern boundary fence
- ⑨ New Kerb Ramps / Vehicle lay-back
- ⑩ Widened access path
- ⑪ New access path to War Memorial





Concept Design

We've developed a concept design with plenty of swings, opportunities for climbing, sliding and inclusive play equipment to make sure that younger children are able to also play. With over 40 different play activities this new play space will cater to children from 0-12 years.



The main play structure is a reflection of the parks namesake "Thomas Willmot" who was an engineer and involved in the electrification of tramways and the Clyde-Carlingford railway (now Parramatta Light Rail Corridor).

There is a stone plaque found within the park recognising Thomas Willmot, this plaque is proposed to be relocated to celebrate Thomas Willmot's legacy.

Legend

- ① Train Themed play tower
- ② Spinning Whirl / Carousel - Spinning Play
- ③ Train Rocker - Rocking Play
- ④ Voice Tubes - Social / Sound Play
- ⑤ Double Open Toddler Slide - Slide Play
- ⑥ Triple Swing - Swing Play
- ⑦ Tube Slide Spiral - Slide Play
- ⑧ Willmot Station - Pretend Play

MATERIALS AND FINISHES



Legend

- | | |
|--|---|
| <ul style="list-style-type: none"> ① Thomas Willmot ② First Electric trains (Carlingford Train line) ③ Proposed equipment colours and finishes ④ Overall proposed play space | <ul style="list-style-type: none"> ⑤ Historic photos showing sites continuous use as a playground ⑥ Proposed - A Frame - Triple Swing Set ⑦ Proposed rubber impact attenuation surface colour selection ⑧ Proposed equipment colours and finishes |
|--|---|

ARTISTS IMPRESSIONS



ARTISTS IMPRESSIONS



ARTISTS IMPRESSIONS



ARTISTS IMPRESSIONS



